

CMB-573

Mini Barebone system
Intel High Performance Platform
Installation Guide

Edition 1.0

2010/02/08



Document Content:

- Packing List
- Product Specification
- Hardware Installation

Packing List:

CMB-573 Chassis x 1
(Including LS-573 Motherboard)



DSPD-080-12A 80W AC-DC Adapter x 1

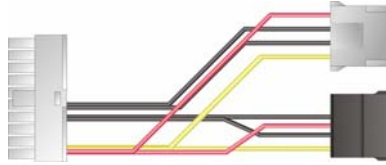


Power Cord x 1

CPU Cooler x 1



ATX Power Cable x1



Printer Cable x 1

Serial port cable x 1

Quad Serial port cable x 1

SATA Cable x 1

Audio Cable x 1

Keyboard & Mouse Cable x 1

DVI module & Cable x 1

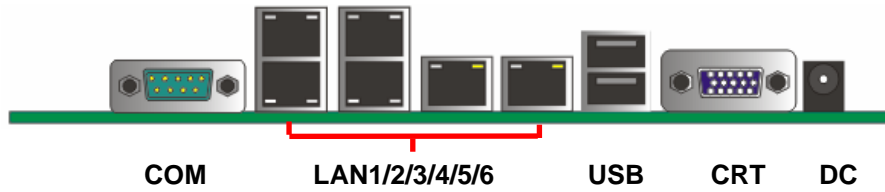
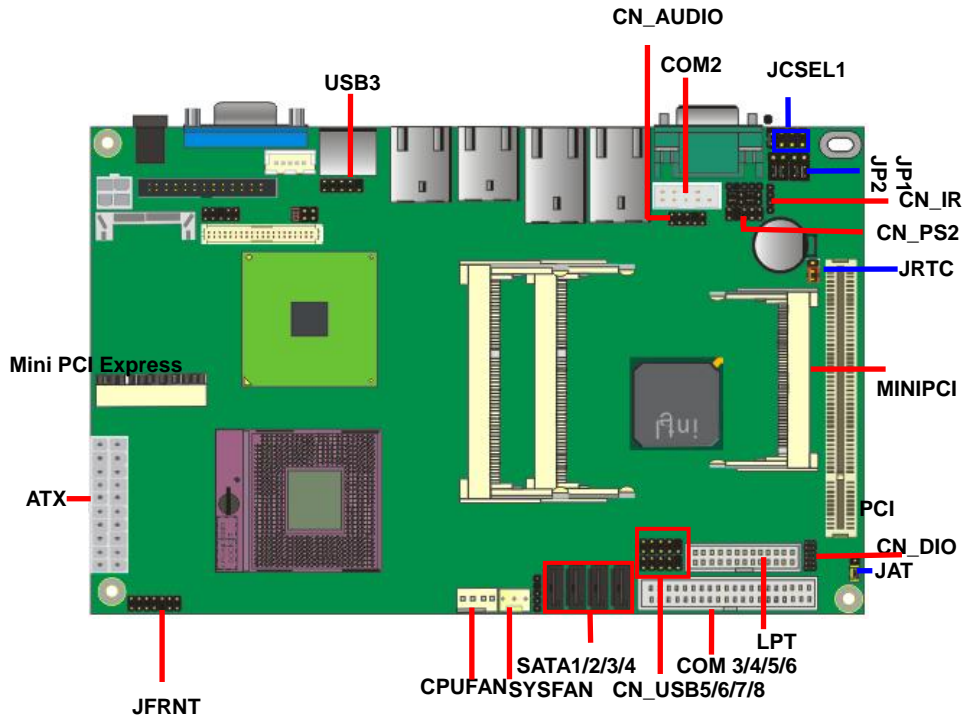
USB Cable x 1

Wall-mount bracket x 2

CD Driver x1

CMB-573

Hardware Installation: <Motherboard placement>



For the Components placement, it is available for CMB-573BIR

— For Connector

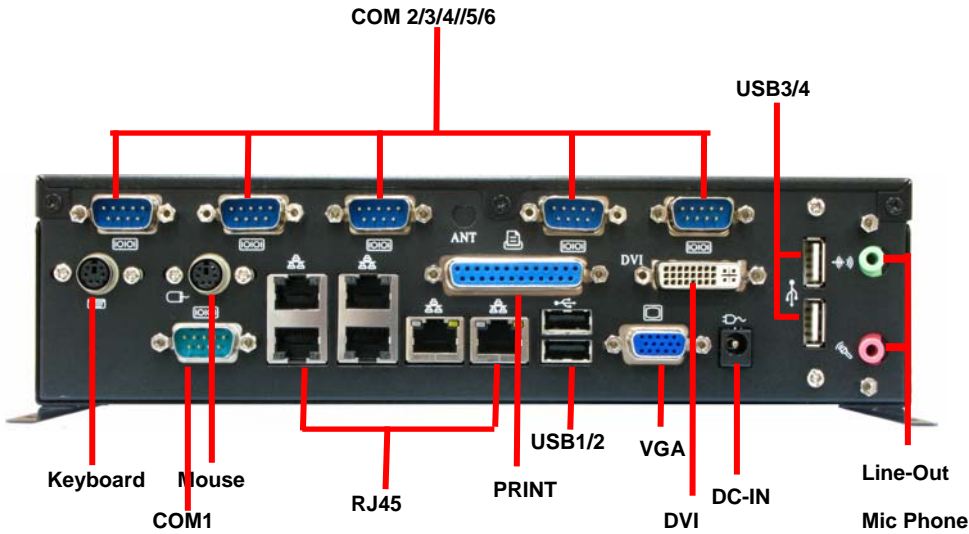
— For Jumper

I/O panel:

Front:



Rear panel:



Chassis Setup procedure:

- 1. Screw off as indication of the picture below.

Rear:



Top:




2. Push the Chassis shield towards the back then open it.




3. Screw off as indication of the picture below.



4. Turn the CPU cooler screws and then refer the motherboard manual page.17 to install the CPU.(After installing CPU, please turn the CPU FAN screws to tighten.)



5. Insert the DDRII SO-DIMM module into the socket at 45 degree.
Press down the module with a click sound.



6. Put on HDD driver into HDD holder then turn the HDD drive screws to tighten.



7. Screw on as indication of the picture below Turn the screws.




8. Push the Chassis shield towards the back then open it.



9. Screw on as indication of the picture below.

Rear:



Top:



10. Finish.



Contact Information

Any advice or comment about our products and service, or anything we can help you please don't hesitate to contact with us. We will do our best to support you for your products, projects and business

Taiwan Commate Computer Inc.

Address	19F, No. 94, Sec. 1, Xintai 5th Rd., Xizhi Dist New Taipei City, Taiwan
TEL	+886-2-26963909
FAX	+886-2-26963911
Website	http://www.commell.com.tw
E-Mail	info@commell.com.tw (General Information) tech@commell.com.tw (Technical Support)
Facebook	https://www.facebook.com/pages/Taiwan-Commate-Computer-Inc/547993955271899
Twitter	https://twitter.com/Taiwan_Commate

Commell is a brand name of Taiwan Commate Computer Inc.

