

Product Test Report



Product Name	HE-B73
Product Version	0.9
Issued Date	2022.06.17
Report Edition	1.1
BIOS Version	1.0
Testing Engineer	Rick
Check Engineer	Daniel

REVISION HISTORY

DATE	REVISION NO.	PAGE	DESCRIPTONS
2022.06.08	Ver. 1.0	118	Initial Release
2022.06.17	Ver. 1.1	127	Increase HE-B73W7R

Index

1. Function test	4
1.1 Hardware functions.....	4
1.2 BIOS function	5
1.3 Driver	6
2. Compatibility test	7
2.1 CPU Test.....	7
2.2 Memory Test	8
2.3 HDMI Graphic Quality Test	9
2.4 Display Port Graphic Quality Test	10
2.5 CRT Quality Test.....	11
2.6 Audio	11
2.7 HDD Test	12
2.8 DVD-ROM Test	13
2.9 USB Test.....	14
2.10 Serial Port Test	14
2.11 PS2 Keyboard 、 Mouse Test.....	14
2.12 LAN Test.....	15
2.13 Power Supply Test	15
2.14 OS Install	15
2.15 PCI Express Mini Card.....	16
2.16 M.2 card.....	16
3. Environmental test	17
3.1 Temperature Test.....	17
3.2 Thermal measurements at various points on the board	20
4. Reliability Test	22
4.1 Power Consumption Test	22
5. Performance Test	30
5.1 3D MARK2006	30

5.2 3D MARK 11	44
5.3 PC MARK2005.....	85
5.4 PC MARK10.....	100
5.5 CINEBENCH 11.5	114
5.6 Storage Performance.....	126

1. Function test

1.1 Hardware functions

Base Function Test

Item	Description	Result
1	Power Button	PASS
2	Reset	PASS
3	Power LED	PASS
4	HDD LED	PASS
5	CPUFAN	PASS
6	SYSFAN	PASS
7	CN_AUDIO	PASS
8	LAN1 (I219-LM)	PASS
9	LAN2 (I225-LM)	PASS
10	DDR4 A/B	PASS
11	SATA3-1/2	PASS
12	USB3.2 1/2/3/4	PASS
13	CN_USB1 1/2	PASS
14	CN_USB2 1/2	PASS
15	CN_COM 1/2/3/4/5/6	PASS
16	Display Port	PASS
17	CN_HDMI	PASS
18	CN_CRT	PASS
19	CN_LVDS	PASS
20	MINI_CARD	PASS
21	M2_E	PASS
22	M2_M	PASS

Jumper

Item	Description	Result
1	JRTC	PASS
2	JAT	PASS
3	JP1	PASS
4	JP2	PASS
5	JVLCD	PASS
6	JMSATA	PASS

1.2 BIOS function

Item	Description	Result	Remark
1	Press 'Del' to run Setup Utility	PASS	
2	Ctrl-Alt-Del – Soft-Reboot	PASS	
3	Save & Exit Setup	PASS	
4	Date & Time Setting	PASS	
5	Selection Language	PASS	
6	Diagnostic Splash Screen	PASS	
7	Diagnostic Summary Screen	PASS	
8	SATA Controller(s)	PASS	
9	Serial Port Configuration	PASS	
10	Fan Control	PASS	
11	VBT Select	PASS	
12	EDID Panel Type	PASS	
13	LVDS Bus	PASS	
14	HD Audio	PASS	
15	Restore On Power Loss	PASS	

Item	Description	Result	Remark
16	Watch Dog Timer Selection	PASS	
17	Power On By RTC Alarm	PASS	
18	Supervisor Password	PASS	
19	User Password	PASS	
20	HDD Password	PASS	

1.3 Driver

CD edition : IPCI1-2.1

1. Windows 10 64 bit Driver Test

Item	Description	Result	Version
1	Chipset Driver	PASS	3.1.7.142
2	VGA Driver	PASS	27.20.100.9778
3	Audio Driver	PASS	6.0.1.8036
4	LAN Driver	PASS	I219LM:12.19.1.37 I225LM:1.0.2.13

2. Compatibility test

2.1 CPU Test

Test environment:

OS: Windows 10 64bit

Test program: BurnIn Test 8.1

Spec	CPU Speed	Family	Processor	MAX TDP	Smart Cache	Result
QXGH	2.60 GHz	Core	i7-11850HE	45 W	24 MB	PASS
QXGJ	2.60 GHz	Core	i5-11500HE	45 W	12 MB	PASS
QXGF	2.60 GHz	Xeon	W-11865MRE	45 W	24 MB	PASS
QXGG	2.60 GHz	Xeon	W-11555MRE	45 W	12 MB	PASS
QXGK	2.40 GHz	Xeon	W-11155MRE	45 W	8 MB	PASS
QXGN	1.50 GHz	Xeon	W-11865MLE	25 W	24 MB	PASS
QXGM	1.90 GHz	Xeon	W-11555MLE	25 W	12 MB	PASS
QXGP	1.80 GHz	Xeon	W-11155MLE	25 W	8 MB	PASS

2.2 Memory Test

Test environment:

OS: Windows 10 64bit

Test program : PC MARK05

Manufacturer	Chip	Frequency	Capacity Mbytes	Memory test Result
Kingston KVR32S22D8/32	Micro OSE77 D9ZFY	DDR4 3200	32 GB	PASS
Kingston KVR21S15D8/16	SK hynix H5AN8G8NDJ	DDR4 2133	16 GB	PASS
Innodisk M4S0-BGS2OCEM	SEC016 K4AAG0B 5WABCWE	DDR4 3200	32 GB	PASS

2.3 HDMI Graphic Quality Test

Test environment:

OS Windows 10 64bit

Driver version : 27.20.100.9778

Resolution	Bit depth	Result	Remark
800 x 600	8-bit	PASS	
1024 x 768	8-bit	PASS	
1152 x 864	8-bit	PASS	
1280 x 600	8-bit	PASS	
1280 x 720	8-bit	PASS	
1280 x 768	8-bit	PASS	
1280 x 800	8-bit	PASS	
1280 x 960	8-bit	PASS	
1280 x 1024	8-bit	PASS	
1360 x 768	8-bit	PASS	
1366 x 768	8-bit	PASS	
1400 x 1050	8-bit	PASS	
1440 x 900	8-bit	PASS	
1600 x 900	8-bit	PASS	
1600 x 1200	8-bit	PASS	
1680 x 1050	8-bit	PASS	
1792 x 1344	8-bit	PASS	
1856 x 1392	8-bit	PASS	
1920 x 1080	8-bit	PASS	
1920 x 1200	8-bit	PASS	
1920 x 1440	8-bit	PASS	

2048 x 1152	8-bit	PASS	
2048 x 1536	8-bit	PASS	
2560 x 1440	8-bit	PASS	
2560 x 1600	8-bit	PASS	
2560 x 1920	8-bit	PASS	
2560 x 2048	8-bit	PASS	
3840 x 2160	8-bit	PASS	

2.4 Display Port Graphic Quality Test

Test environment:

OS Windows 10 64bit

Driver version : 27.20.100.9778

Resolution	Bit depth	Result	Remark
800 x 600	8-bit	PASS	
1024 x 768	8-bit	PASS	
1280 x 720	8-bit	PASS	
1280 x 960	8-bit	PASS	
1280 x 1024	8-bit	PASS	
1400 x 1050	8-bit	PASS	
1680 x 1050	8-bit	PASS	
1920 x 1080	8-bit	PASS	
3840 x 2160	8-bit	PASS	

2.5 CRT Quality Test

Test environment:

OS Windows 10 64bit

Driver version : 27.20.100.9778

Resolution	Bit depth	Result	Remark
800 x 600	8-bit	PASS	
1024 x 768	8-bit	PASS	
1152 x 864	8-bit	PASS	
1280 x 600	8-bit	PASS	
1280 x 720	8-bit	PASS	
1280 x 768	8-bit	PASS	
1280 x 800	8-bit	PASS	
1280 x 960	8-bit	PASS	
1280 x 1024	8-bit	PASS	
1360 x 768	8-bit	PASS	
1366 x 768	8-bit	PASS	
1400 x 1050	8-bit	PASS	
1440 x 900	8-bit	PASS	
1600 x 900	8-bit	PASS	
1680 x 1050	8-bit	PASS	
1920 x 1080	8-bit	PASS	

2.6 Audio

Test environment:

OS Windows 10 64-bit

Driver version : 6.0.1.8036

Item	Description	Result	Remark
1	2.1CH	PASS	
2	Microphone	PASS	

2.7 HDD Test

Test environment: OS Windows 10 64bit

Test program : PC MARK 05 & BurnIn Test 8.1

HDD Model	Interface	Capacity	HDD Size Detect	HDD Data Transfer	HDD LED Check
TOSHIBA DT01ACA200	HDD	2 TB	PASS	PASS	PASS
Western Digital WD20EFRX-68AX9N0	HDD	2 TB	PASS	PASS	PASS
Western Digital WD10EALX-009BA0	HDD	1 TB	PASS	PASS	PASS
Seagate ST31000528AS	HDD	1 TB	PASS	PASS	PASS
Western Digital WD3200AAJS-00YZC0	HDD	320 GB	PASS	PASS	PASS
Western Digital WD3200AAKS-00B3A0	HDD	320 GB	PASS	PASS	PASS
Western Digital WD2500AAKS-00F0A0	HDD	250 GB	PASS	PASS	PASS
Western Digital WD800BEVS-00RST0	HDD	80 GB	PASS	PASS	PASS
Kingston DT Hyper X 3.0	USB 3.0	64 GB	PASS	PASS	PASS
SMI USB	USB 2.0	8 GB	PASS	PASS	PASS
Kingston SUV500MS	mSATA	120 GB	PASS	PASS	PASS

acpi MSS4F-M	mSATA SSD	64 GB	PASS	PASS	PASS
acpi M2PDD-8L	M.2 2280 SSD	1 TB	PASS	PASS	PASS
acpi M2SCQ-8L	M.2 2280 SSD	128 GB	PASS	PASS	PASS
SEAGATE ZP500GM30002	M.2 2280 SSD	500 GB	PASS	PASS	PASS

2.8 DVD-ROM Test

Test environment: OS Windows 10 64bit

DVD-ROM Model	Interface	DVD-ROM Detect	DVD-ROM Data Transfer	Play DVD
PIONEER DVD DDVR-S19LBK	SATA	PASS	PASS	PASS
ASUS DRW-24D1ST	SATA	PASS	PASS	PASS
ASUS DRW-1814BLT	SATA	PASS	PASS	PASS
LG GH20NS15	SATA	PASS	PASS	PASS
LITE-ON iHES312	SATA	PASS	PASS	PASS
LITEON DVD eTAU108	USB	PASS	PASS	PASS
ZyNET GT32N	USB	PASS	PASS	PASS

2.9 USB Test

1. Windows 10 64-bit

Item	Result	Remark
External USB Keyboard Test	PASS	
External USB Mouse Test	PASS	
Hot plugging test	PASS	
DVD-ROM	PASS	
USB Mass storage	PASS	

2.10 Serial Port Test

1. Windows 10 64-bit

Item	Description	Result	Remark
1	Device Manager Check	PASS	
2	RS-232 Mouse Test	PASS	

2.11 PS2 Keyboard 、 Mouse Test

1. Windows 10 64-bit

Item	Description	Result	Remark
1	Device Manager Check	PASS	
2	Keyboard Typing Test	PASS	
3	Mouse Detect Test	PASS	

2.12 LAN Test

Data Transfer Test environment:

-CAT 6 UTP 100M

-8 HR. continuous

1. Windows 10 64-bit

Item	Description	Result	Remark
1	Device Manager Check	PASS	(IPERF3)
2	Data Transfer Test	PASS	(IPERF3)

2.13 Power Supply Test

Item	Type	Description	Result	Remark
1	ATX Power	AcBel PC7008 430W	PASS	
2	ATX Power	Seasonic SS-520GB 520W	PASS	
3	ATX Power	Seasonic SS-330HB 330W	PASS	
4	ATX Power	Antec EA-350 GREEN 350W	PASS	

2.14 OS Install

Item	Description	Result	Remark
1	Windows 10 64 bit	PASS	
2	CENTOS 7 (3.10.0-1160.el7.x86_64)	PASS	

2.15 PCI Express Mini Card

Motherboard	PCI Express mini card	Result	Remark
HE-B73	MPX210D	PASS	
	MPX-210D2	PASS	
	MPX-225	PASS	
	MPX-350	PASS	
	MPX-574D	PASS	
	MPX-574D2	PASS	
	MPX-768	NO SUPPLY	
	MPX-827	PASS	
	MPX-2213	PASS	
	MPX-4232	PASS	
	MPX-8188	PASS	
	MPX-9125	NO SUPPLY	
	MPX-M2E	PASS	Include M.2 card
MPX-M2EG	PASS	Include M.2 card	

2.16 M.2 card

Motherboard	M.2 card	Result	Remark
HE-B73	M2-210	PASS	
	M2-225	PASS	
	M2-2213	PASS	

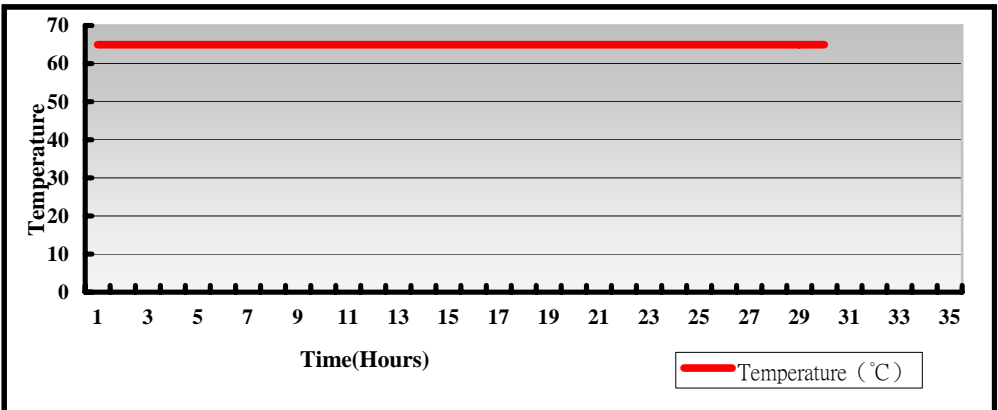
3. Environmental test

3.1 Temperature Test

Hardware Device list:

System Board	HE-B737_0.9 + DPCIE-3B06-03A1E
CPU	Intel® Core™ i7-11850HE 2.60GHz
Memory	Kingston DDR4 3200 32GB (Micron OSE77 D9ZFY) innodisk DDR4 3200 32GB (SEC 016 K4AAG08 5WABCWE)
HDD	TOSHIBA DT01ACA200 2TB
Operating OS	Windows 10 64bit
Test Equipment	GIANT FORCE GTH-150-60-SP-AR LCD-9530 Programmer/Controller
Test Program	BurnIn 8.1 + Prime95

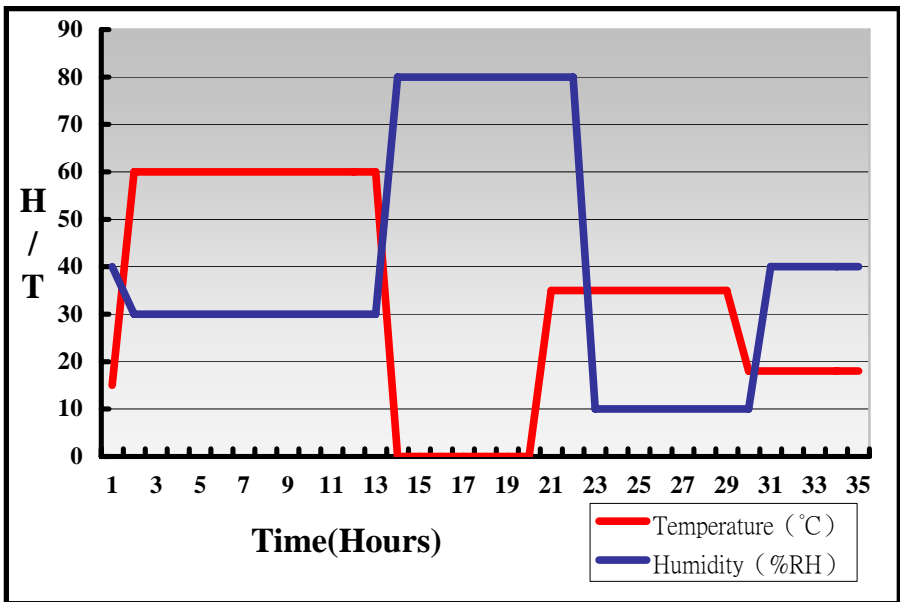
Test Result:



Hardware Device list:

System Board	HE-B737_0.9 + DPCIE-3B06-03A1E
CPU	Intel® Core™ i7-11850HE 2.60GHz
Memory	Kingston DDR4 3200 32GB (Micron OSE77 D9ZFY) innodisk DDR4 3200 32GB (SEC 016 K4AAG08 5WABCWE)
HDD	TOSHIBA DT01ACA200 2TB
Operating OS	Windows 10 64bit
Test Equipment	GIANT FORCE GTH-150-60-SP-AR LCD-9530 Programmer/Controller
Test Program	BurnIn 8.1 + Prime95

Test Result:



Boot up Test:

Hardware Device list:

System Board	HE-B737_0.9 + DPCIE-3B06-03A1E
CPU	Intel® Core™ i7-11850HE 2.60GHz
Memory	Kingston DDR4 3200 32GB (Micron OSE77 D9ZFY) innodisk DDR4 3200 32GB (SEC 016 K4AAG08 5WABCWE)
HDD	TOSHIBA DT01ACA200 2TB

Temperature	Result	Remark
-40°C	PASS	50 Times
75°C	PASS	50 Times

3.2 Thermal measurements at various points on the board



Test Environment:

CPU	HE-B737_0.9 + DPCIE-3B06-03A1E
Memory	Kingston DDR4 3200 32GB (Micron OSE77 D9ZFY) innodisk DDR4 3200 32GB (SEC 016 K4AAG08 5WABCWE)
HDD	TOSHIBA DT01ACA200 2TB
Power Supply	AcBel PC7008 430W
Operating System	Windows 10 64-bit
Test Program	AIDA64 + BurnIn8.1 + Prime95

Test Result:

Item	Environmental temperature	23.5°C
1	CPU	45.8°C
2	PCH (QM580E)	43.2°C
3	I/O (ICNCT6126D)	43.5°C
4	U2 (ICADM213ECA-T)	42.5°C
5	U3 (ICADM213ECA-T)	40.7°C
6	U20 (ISL99360)	43.2°C
7	U21 (ISL6228)	41.1°C
8	U22 (ISL99360)	42.5°C
9	U23 (ISL99360)	42.2°C
10	U29 (ICRAA229001-R)	39.3°C
11	U48 (ICI225LM)	39.3°C
12	L3 (LLC0.22UH/063T)	46.2°C
13	L4 (LLC0.22UH/063T)	45.8°C
14	L9 (LLC3.3UH/063T)	44.3°C

15	L10 (LLC0.22UH/063T)	43.8°C
16	SPI (ICW25Q256JVFIQ)	40°C
17	Q20 (TMSFDMS3669S)	42°C
18	Q44 (TRE1084)	38.4°C



4. Reliability Test

4.1 Power Consumption Test

1. Test Environment:

Motherboard	HE-B737_0.9 + DPCIE-3B06-03A1E
CPU	Intel® Core™ i7-11850HE 2.60GHz
Memory	Kingston DDR4 3200 32GB (Micron OSE77 D9ZFY) innodisk DDR4 3200 32GB (SEC 016 K4AAG08 5WABCWE)
HDD	TOSHIBA DT01ACA200 2TB

Power Supply: AcBel PC7008 430W

Voltage	MS-DOS Boot up		Windows 10 64bit BurnIn 8.1 + Prime95	
	Current (A)	Power (W)	Current (A)	Power (W)
12V	2.84	34.08	8.82	105.84
5V	0.88	4.4	0.57	2.85
3.3V	0.39	1.287	0.36	1.188
5VSB	0.753	3.765	0.103	0.515

1. a. Test Environment: The same as above but with LCD

Display Panel	AUO M215HW03 21.5”LCD
----------------------	------------------------------

Power Supply: AcBel PC7008 430W

Voltage	MS-DOS Boot up		Windows 10 64bit BurnIn 8.1 + Prime95	
	Current (A)	Power (W)	Current (A)	Power (W)
12V	3.34	40.08	9.74	116.88
5V	0.94	4.7	0.58	2.9
3.3V	1.55	5.115	1.59	5.247
5VSB	0.762	3.81	0.098	0.49

2. Test Environment:

Motherboard	HE-B735_0.9 + DPCIE-3B06-03A1E
CPU	Intel® Core™ i5-11500HE 2.60GHz
Memory	Kingston DDR4 3200 32GB (Micron OSE77 D9ZFY) innodisk DDR4 3200 32GB (SEC 016 K4AAG08 5WABCWE)
HDD	TOSHIBA DT01ACA200 2TB

Power Supply: AcBel PC7008 430W

Voltage	MS-DOS Boot up		Windows 10 64bit BurnIn 8.1 + Prime95	
	Current (A)	Power (W)	Current (A)	Power (W)
12V	2.75	33	7.76	93.12
5V	0.95	4.75	0.55	2.75
3.3V	0.39	1.287	0.32	1.056
5VSB	0.737	3.685	0.096	0.48

2. a. Test Environment: The same as above but with LCD

Display Panel	AUO M215HW03 21.5”LCD
----------------------	------------------------------

Power Supply: AcBel PC7008 430W

Voltage	MS-DOS Boot up		Windows 10 64bit BurnIn 8.1 + Prime95	
	Current (A)	Power (W)	Current (A)	Power (W)
12V	3.27	39.24	9.06	108.72
5V	0.94	4.7	0.55	2.75
3.3V	1.55	5.115	1.42	4.686
5VSB	0.725	3.625	0.084	0.42

3. Test Environment:

Motherboard	HE-B73W7R 0.9 + DPCIE-3B06-03A1E
CPU	Intel® Xeon® W-11865MRE 2.60GHz
Memory	Kingston DDR4 3200 32GB (Micron OSE77 D9ZFY) innodisk DDR4 3200 32GB (SEC 016 K4AAG08 5WABCWE)
HDD	TOSHIBA DT01ACA200 2TB

Power Supply: AcBel PC7008 430W

Voltage	MS-DOS Boot up		Windows 10 64bit BurnIn 8.1 + Prime95	
	Current (A)	Power (W)	Current (A)	Power (W)
12V	2.73	32.76	9.18	110.16
5V	0.95	4.75	0.59	2.95
3.3V	0.39	2.97	0.36	1.188
5VSB	0.785	3.925	0.104	0.52

3. a. Test Environment:

The same as above but with LCD

Display Panel	AUO M215HW03 21.5”LCD
----------------------	------------------------------

Power Supply: AcBel PC7008 430W

Voltage	MS-DOS Boot up		Windows 10 64bit BurnIn 8.1 + Prime95	
	Current (A)	Power (W)	Current (A)	Power (W)
12V	3.42	41.04	10.91	130.92
5V	0.96	4.8	0.57	2.85
3.3V	1.57	5.181	1.43	4.719
5VSB	0.775	3.875	0.116	0.58

4. Test Environment:

Motherboard	HE-B73W5R 0.9 + DPCIE-3B06-03A1E
CPU	Intel® Xeon® W-11555MRE 2.60GHz
Memory	Kingston DDR4 3200 32GB (Micron OSE77 D9ZFY) innodisk DDR4 3200 32GB (SEC 016 K4AAG08 5WABCWE)
HDD	TOSHIBA DT01ACA200 2TB

Power Supply: AcBel PC7008 430W

Voltage	MS-DOS Boot up		Windows 10 64bit BurnIn 8.1 + Prime95	
	Current (A)	Power (W)	Current (A)	Power (W)
12V	2.53	30.36	7.27	87.24
5V	0.96	4.8	0.58	2.9
3.3V	0.39	1.287	0.35	1.155
5VSB	0.753	3.765	0.104	0.52

4. a. Test Environment:

The same as above but with LCD

Display Panel	AUO M215HW03 21.5”LCD
----------------------	------------------------------

Power Supply: AcBel PC7008 430W

Voltage	MS-DOS Boot up		Windows 10 64bit BurnIn 8.1 + Prime95	
	Current (A)	Power (W)	Current (A)	Power (W)
12V	3.06	36.72	8.51	102.12
5V	0.93	4.65	0.56	2.8
3.3V	1.53	5.049	1.6	5.28
5VSB	0.743	3.715	0.114	0.57

5. Test Environment:

Motherboard	HE-B73W3R_0.9 + DPCIE-3B06-03A1E
CPU	Intel® Xeon® W-11155MRE 2.40GHz
Memory	Kingston DDR4 3200 32GB (Micron OSE77 D9ZFY) innodisk DDR4 3200 32GB (SEC 016 K4AAG08 5WABCWE)
HDD	TOSHIBA DT01ACA200 2TB

Power Supply: AcBel PC7008 430W

Voltage	MS-DOS Boot up		Windows 10 64bit BurnIn 8.1 + Prime95	
	Current (A)	Power (W)	Current (A)	Power (W)
12V	2.34	28.08	5.14	61.68
5V	0.92	4.6	0.58	2.9
3.3V	0.38	1.254	0.42	1.386
5VSB	0.735	3.675	0.103	0.515

5. a. Test Environment:

The same as above but with LCD

Display Panel	AUO M215HW03 21.5”LCD
----------------------	------------------------------

Power Supply: AcBel PC7008 430W

Voltage	MS-DOS Boot up		Windows 10 64bit BurnIn 8.1 + Prime95	
	Current (A)	Power (W)	Current (A)	Power (W)
12V	2.86	34.32	6.31	75.72
5V	0.92	4.6	0.54	2.7
3.3V	1.5	4.95	1.56	5.148
5VSB	0.751	3.755	0.1	0.5

6. Test Environment:

Motherboard	HE-B73W7L_0.9 + DPCIE-3B06-03A1E
CPU	Intel® Xeon® W-11865MLE 1.50GHz
Memory	Kingston DDR4 3200 32GB (Micron OSE77 D9ZFY) innodisk DDR4 3200 32GB (SEC 016 K4AAG08 5WABCWE)
HDD	TOSHIBA DT01ACA200 2TB

Power Supply: AcBel PC7008 430W

Voltage	MS-DOS Boot up		Windows 10 64bit BurnIn 8.1 + Prime95	
	Current (A)	Power (W)	Current (A)	Power (W)
12V	2.42	29.04	8.3	99.6
5V	0.98	4.9	0.6	3
3.3V	0.38	1.254	0.36	1.188
5VSB	0.717	3.585	0.095	0.475

6. a. Test Environment:

The same as above but with LCD

Display Panel	AUO M215HW03 21.5”LCD
----------------------	------------------------------

Power Supply: AcBel PC7008 430W

Voltage	MS-DOS Boot up		Windows 10 64bit BurnIn 8.1 + Prime95	
	Current (A)	Power (W)	Current (A)	Power (W)
12V	2.78	33.36	9.3	111.6
5V	0.94	4.7	0.56	2.8
3.3V	1.56	5.148	1.47	4.851
5VSB	0.739	3.695	0.093	0.465

7. Test Environment:

Motherboard	HE-B73W5L_0.9 + DPCIE-3B06-03A1E
CPU	Intel® Xeon® W-11555MLE 1.90GHz
Memory	Kingston DDR4 3200 32GB (Micron OSE77 D9ZFY) innodisk DDR4 3200 32GB (SEC 016 K4AAG08 5WABCWE)
HDD	TOSHIBA DT01ACA200 2TB

Power Supply: AcBel PC7008 430W

Voltage	MS-DOS Boot up		Windows 10 64bit BurnIn 8.1 + Prime95	
	Current (A)	Power (W)	Current (A)	Power (W)
12V	2.23	26.76	6.82	81.84
5V	0.81	4.05	0.57	2.85
3.3V	0.38	1.254	0.35	1.155
5VSB	0.752	3.76	0.1	0.5

7. a. Test Environment:

The same as above but with LCD

Display Panel	AUO M215HW03 21.5”LCD
----------------------	------------------------------

Power Supply: AcBel PC7008 430W

Voltage	MS-DOS Boot up		Windows 10 64bit BurnIn 8.1 + Prime95	
	Current (A)	Power (W)	Current (A)	Power (W)
12V	2.71	32.52	7.89	94.68
5V	0.94	4.7	0.59	2.95
3.3V	1.54	5.082	1.49	7.45
5VSB	0.76	3.8	0.106	0.53

8. Test Environment:

Motherboard	HE-B73W3L_0.9 + DPCIE-3B06-03A1E
CPU	Intel® Xeon® W-11155MLE 1.80GHz
Memory	Kingston DDR4 3200 32GB (Micron OSE77 D9ZFY) innodisk DDR4 3200 32GB (SEC 016 K4AAG08 5WABCWE)
HDD	TOSHIBA DT01ACA200 2 TB

Power Supply: AcBel PC7008 430W

Voltage	MS-DOS Boot up		Windows 10 64bit BurnIn 8.1 + Prime95	
	Current (A)	Power (W)	Current (A)	Power (W)
12V	2.03	24.36	3.64	43.68
5V	0.91	4.55	0.59	2.95
3.3V	0.37	1.221	0.35	1.155
5VSB	0.725	3.625	0.134	0.67

8. a. Test Environment:

The same as above but with LCD

Display Panel	AUO M215HW03 21.5”LCD
----------------------	------------------------------

Power Supply: AcBel PC7008 430W

Voltage	MS-DOS Boot up		Windows 10 64bit BurnIn 8.1 + Prime95	
	Current (A)	Power (W)	Current (A)	Power (W)
12V	2.59	31.08	4.78	57.36
5V	1.02	5.1	0.55	2.75
3.3V	1.6	5.28	1.44	4.752
5VSB	0.744	3.72	0.087	0.435

5. Performance Test

5.1 3D MARK2006

Windows 10 64-bit

Item	Weighted Suite	Test Environment	Result	Remark
1	3DMARK Score	Intel® Core™ i7-11850HE 2.60GHz Kingston DDR4 2133 16GB (Micro 7JH45 D9VHP) TOSHIBA DT01ACA200 2 TB	PASS	5511
2	SM2.0 Score		PASS	1700
3	HDR/SM3.0 Score		PASS	2136
4	CPU Score		PASS	14206

Windows 10 64-bit

Item	Weighted Suite	Test Environment	Result	Remark
1	3DMARK Score	Intel® Core™ i7-11850HE 2.60GHz Kingston DDR4 3200 32GB (Micron OSE77 D9ZFY) innodisk DDR4 3200 32GB (SEC 016 K4AAG08 5WABCWE) TOSHIBA DT01ACA200 2 TB	PASS	5481
2	SM2.0 Score		PASS	1676
3	HDR/SM3.0 Score		PASS	2140
4	CPU Score		PASS	1404

Windows 10 64-bit

Item	Weighted Suite	Test Environment	Result	Remark
1	3DMARK Score	Intel® Core™ i7-11850HE 2.60GHz Kingston DDR4 3200 32GB (Micron OSE77 D9ZFY) TOSHIBA DT01ACA200 2 TB	PASS	5508
2	SM2.0 Score		PASS	1700
3	HDR/SM3.0 Score		PASS	2134
4	CPU Score		PASS	1433

Windows 10 64-bit

Item	Weighted Suite	Test Environment	Result	Remark
1	3DMARK Score	Intel® Core™ i7-11850HE 2.60GHz innodisk DDR4 3200 32GB (SEC 016 K4AAG08 5WABCWE) TOSHIBA DT01ACA200 2 TB	PASS	5451
2	SM2.0 Score		PASS	1678
3	HDR/SM3.0 Score		PASS	2116
4	CPU Score		PASS	1419

Windows 10 64-bit

Item	Weighted Suite	Test Environment	Result	Remark
1	3DMARK Score	Intel® Core™ i7-11850HE 2.60GHz Kingston DDR4 3200 32GB (Micron OSE77 D9ZFY) Kingston DDR4 2133 16GB (Micro 7JH45 D9VHP) TOSHIBA DT01ACA200 2 TB	PASS	5505
2	SM2.0 Score		PASS	1703
3	HDR/SM3.0 Score		PASS	2129
4	CPU Score		PASS	1429

Windows 10 64-bit

Item	Weighted Suite	Test Environment	Result	Remark
1	3DMARK Score	Intel® Core™ i7-11850HE 2.60GHz innodisk DDR4 3200 32GB (SEC 016 K4AAG08 5WABCWE) Kingston DDR4 2133 16GB (Micro 7JH45 D9VHP) TOSHIBA DT01ACA200 2 TB	PASS	5490
2	SM2.0 Score		PASS	1693
3	HDR/SM3.0 Score		PASS	2130
4	CPU Score		PASS	1405

Windows 10 64-bit

Item	Weighted Suite	Test Environment	Result	Remark
1	3DMARK Score	Intel® Core™ i5-11500HE 2.60GHz Kingston DDR4 2133 16GB (Micro 7JH45 D9VHP) TOSHIBA DT01ACA200 2 TB	PASS	5464
2	SM2.0 Score		PASS	1698
3	HDR/SM3.0 Score		PASS	2118
4	CPU Score		PASS	1240

Windows 10 64-bit

Item	Weighted Suite	Test Environment	Result	Remark
1	3DMARK Score	Intel® Core™ i5-11500HE 2.60GHz Kingston DDR4 3200 32GB (Micron OSE77 D9ZFY) innodisk DDR4 3200 32GB (SEC 016 K4AAG08 5WABCWE) TOSHIBA DT01ACA200 2 TB	PASS	5472
2	SM2.0 Score		PASS	1691
3	HDR/SM3.0 Score		PASS	2129
4	CPU Score		PASS	1257

Windows 10 64-bit

Item	Weighted Suite	Test Environment	Result	Remark
1	3DMARK Score	Intel® Core™ i5-11500HE 2.60GHz Kingston DDR4 3200 32GB (Micron OSE77 D9ZFY) Kingston DDR4 2133 16GB (Micro 7JH45 D9VHP) TOSHIBA DT01ACA200 2 TB	PASS	5512
2	SM2.0 Score		PASS	1707
3	HDR/SM3.0 Score		PASS	2142
4	CPU Score		PASS	1260

Windows 10 64-bit

Item	Weighted Suite	Test Environment	Result	Remark
1	3DMARK Score	Intel® Core™ i5-11500HE 2.60GHz innodisk DDR4 3200 32GB (SEC 016 K4AAG08 5WABCWE) Kingston DDR4 2133 16GB (Micro 7JH45 D9VHP) TOSHIBA DT01ACA200 2 TB	PASS	5488
2	SM2.0 Score		PASS	1696
3	HDR/SM3.0 Score		PASS	2139
4	CPU Score		PASS	1230

Windows 10 64-bit

Item	Weighted Suite	Test Environment	Result	Remark
1	3DMARK Score	Intel® Core™ i5-11500HE 2.60GHz Kingston DDR4 3200 32GB (Micron OSE77 D9ZFY) TOSHIBA DT01ACA200 2 TB	PASS	5504
2	SM2.0 Score		PASS	1705
3	HDR/SM3.0 Score		PASS	2140
4	CPU Score		PASS	1244

Windows 10 64-bit

Item	Weighted Suite	Test Environment	Result	Remark
1	3DMARK Score	Intel® Core™ i5-11500HE 2.60GHz innodisk DDR4 3200 32GB (SEC 016 K4AAG08 5WABCWE) TOSHIBA DT01ACA200 2 TB	PASS	5498
2	SM2.0 Score		PASS	1705
3	HDR/SM3.0 Score		PASS	2136
4	CPU Score		PASS	1240

Windows 10 64-bit

Item	Weighted Suite	Test Environment	Result	Remark
1	3DMARK Score	Intel® Xeon® W-11555MRE 2.60GHz Kingston DDR4 3200 32GB (Micron OSE77 D9ZFY) innodisk DDR4 3200 32GB (SEC 016 K4AAG08 5WABCWE) TOSHIBA DT01ACA200 2 TB	PASS	5507
2	SM2.0 Score		PASS	1698
3	HDR/SM3.0 Score		PASS	2149
4	CPU Score		PASS	1239

Windows 10 64-bit

Item	Weighted Suite	Test Environment	Result	Remark
1	3DMARK Score	Intel® Xeon® W-11555MRE 2.60GHz Kingston DDR4 3200 32GB (Micron OSE77 D9ZFY) TOSHIBA DT01ACA200 2 TB	PASS	5555
2	SM2.0 Score		PASS	1724
3	HDR/SM3.0 Score		PASS	2156
4	CPU Score		PASS	1252

Windows 10 64-bit

Item	Weighted Suite	Test Environment	Result	Remark
1	3DMARK Score	Intel® Xeon® W-1155MRE 2.60GHz innodisk DDR4 3200 32GB (SEC 016 K4AAG08 5WABCWE) TOSHIBA DT01ACA200 2 TB	PASS	5516
2	SM2.0 Score		PASS	1707
3	HDR/SM3.0 Score		PASS	2145
4	CPU Score		PASS	1252

Windows 10 64-bit

Item	Weighted Suite	Test Environment	Result	Remark
1	3DMARK Score	Intel® Xeon® W-11155MRE 2.40GHz Kingston DDR4 3200 32GB (Micron OSE77 D9ZFY) innodisk DDR4 3200 32GB (SEC 016 K4AAG08 5WABCWE) TOSHIBA DT01ACA200 2 TB	PASS	3536
2	SM2.0 Score		PASS	1150
3	HDR/SM3.0 Score		PASS	1307
4	CPU Score		PASS	9957

Windows 10 64-bit

Item	Weighted Suite	Test Environment	Result	Remark
1	3DMARK Score	Intel® Xeon® W-11155MRE 2.40GHz Kingston DDR4 3200 32GB (Micron OSE77 D9ZFY) TOSHIBA DT01ACA200 2 TB	PASS	3550
2	SM2.0 Score		PASS	1155
3	HDR/SM3.0 Score		PASS	1312
4	CPU Score		PASS	9846

Windows 10 64-bit

Item	Weighted Suite	Test Environment	Result	Remark
1	3DMARK Score	Intel® Xeon® W-11155MRE 2.40GHz innodisk DDR4 3200 32GB (SEC 016 K4AAG08 5WABCWE) TOSHIBA DT01ACA200 2 TB	PASS	3545
2	SM2.0 Score		PASS	1152
3	HDR/SM3.0 Score		PASS	1310
4	CPU Score		PASS	9916

Windows 10 64-bit

Item	Weighted Suite	Test Environment	Result	Remark
1	3DMARK Score	Intel® Xeon® W-11865MLE 1.50GHz Kingston DDR4 3200 32GB (Micron OSE77 D9ZFY) innodisk DDR4 3200 32GB (SEC 016 K4AAG08 5WABCWE) TOSHIBA DT01ACA200 2 TB	PASS	5514
2	SM2.0 Score		PASS	1700
3	HDR/SM3.0 Score		PASS	2142
4	CPU Score		PASS	1370

Windows 10 64-bit

Item	Weighted Suite	Test Environment	Result	Remark
1	3DMARK Score	Intel® Xeon® W-11865MLE 1.50GHz Kingston DDR4 3200 32GB (Micron OSE77 D9ZFY) TOSHIBA DT01ACA200 2 TB	PASS	5512
2	SM2.0 Score		PASS	1700
3	HDR/SM3.0 Score		PASS	2141
4	CPU Score		PASS	1376

Windows 10 64-bit

Item	Weighted Suite	Test Environment	Result	Remark
1	3DMARK Score	Intel® Xeon® W-11865MLE 1.50GHz innodisk DDR4 3200 32GB (SEC 016 K4AAG08 5WABCWE) TOSHIBA DT01ACA200 2 TB	PASS	5522
2	SM2.0 Score		PASS	1702
3	HDR/SM3.0 Score		PASS	2147
4	CPU Score		PASS	1361

Windows 10 64-bit

Item	Weighted Suite	Test Environment	Result	Remark
1	3DMARK Score	Intel® Xeon® W-11555MLE 1.90GHz Kingston DDR4 3200 32GB (Micron OSE77 D9ZFY) innodisk DDR4 3200 32GB (SEC 016 K4AAG08 5WABCWE) TOSHIBA DT01ACA200 2 TB	PASS	5415
2	SM2.0 Score		PASS	1671
3	HDR/SM3.0 Score		PASS	2136
4	CPU Score		PASS	1070

Windows 10 64-bit

Item	Weighted Suite	Test Environment	Result	Remark
1	3DMARK Score	Intel® Xeon® W-1155MLE 1.90GHz Kingston DDR4 3200 32GB (Micron OSE77 D9ZFY) TOSHIBA DT01ACA200 2 TB	PASS	5467
2	SM2.0 Score		PASS	1700
3	HDR/SM3.0 Score		PASS	2132
4	CPU Score		PASS	1099

Windows 10 64-bit

Item	Weighted Suite	Test Environment	Result	Remark
1	3DMARK Score	Intel® Xeon® W-1155MLE 1.90GHz innodisk DDR4 3200 32GB (SEC 016 K4AAG08 5WABCWE) TOSHIBA DT01ACA200 2 TB	PASS	5440
2	SM2.0 Score		PASS	1689
3	HDR/SM3.0 Score		PASS	2125
4	CPU Score		PASS	1079

Windows 10 64-bit

Item	Weighted Suite	Test Environment	Result	Remark
1	3DMARK Score	Intel® Xeon® W-11155MLE 1.80GHz Kingston DDR4 3200 32GB (Micron OSE77 D9ZFY) innodisk DDR4 3200 32GB (SEC 016 K4AAG08 5WABCWE) TOSHIBA DT01ACA200 2 TB	PASS	350
2	SM2.0 Score		PASS	1146
3	HDR/SM3.0 Score		PASS	1309
4	CPU Score		PASS	7430

Windows 10 64-bit

Item	Weighted Suite	Test Environment	Result	Remark
1	3DMARK Score	Intel® Xeon® W-11155MLE 1.80GHz Kingston DDR4 3200 32GB (Micron OSE77 D9ZFY) TOSHIBA DT01ACA200 2 TB	PASS	3533
2	SM2.0 Score		PASS	1162
3	HDR/SM3.0 Score		PASS	1310
4	CPU Score		PASS	7486

Windows 10 64-bit

Item	Weighted Suite	Test Environment	Result	Remark
1	3DMARK Score	Intel® Xeon® W-11865MRE 2.60GHz innodisk DDR4 3200 32GB (SEC 016 K4AAG08 5WABCWE) Kingston DDR4 3200 32GB (Micron OSE77 D9ZFY) TOSHIBA DT01ACA200 2 TB	PASS	5555
2	SM2.0 Score		PASS	1714
3	HDR/SM3.0 Score		PASS	2154
4	CPU Score		PASS	14286

Windows 10 64-bit

Item	Weighted Suite	Test Environment	Result	Remark
1	3DMARK Score	Intel® Xeon® W-11865MRE 2.60GHz innodisk DDR4 3200 32GB (SEC 016 K4AAG08 5WABCWE) TOSHIBA DT01ACA200 2 TB	PASS	5546
2	SM2.0 Score		PASS	1713
3	HDR/SM3.0 Score		PASS	2150
4	CPU Score		PASS	14210

Windows 10 64-bit

Item	Weighted Suite	Test Environment	Result	Remark
1	3DMARK Score	Intel® Xeon® W-11865MRE 2.60GHz Kingston DDR4 3200 32GB (Micron OSE77 D9ZFY) D9ZFY)TOSHIBA DT01ACA200 2 TB	PASS	5570
2	SM2.0 Score		PASS	1721
3	HDR/SM3.0 Score		PASS	2157
4	CPU Score		PASS	14263

5.2 3D MARK 11

Windows 10 64-bit

Item	Weighted Suite	Test Environment	Result	Remark
1	3DMARK SCORE	Intel® Core™ i7-11850HE 2.60GHz Kingston DDR4 2133 16GB (Micro 7JH45 D9VHP) TOSHIBA DT01ACA200 2 TB	PASS	X273
2	Graphics SCORE		PASS	239
3	Physics SCORE		PASS	9509
4	Combined SCORE		PASS	336

Windows 10 64-bit

Item	Weighted Suite	Test Environment	Result	Remark
1	3DMARK SCORE	Intel® Core™ i7-11850HE 2.60GHz Kingston DDR4 2133 16GB (Micro 7JH45 D9VHP) TOSHIBA DT01ACA200 2 TB	PASS	P1006
2	Graphics SCORE		PASS	855
3	Physics SCORE		PASS	9672
4	Combined SCORE		PASS	987

Windows 10 64-bit

Item	Weighted Suite	Test Environment	Result	Remark
1	3DMARK SCORE	Intel® Core™ i7-11850HE 2.60GHz Kingston DDR4 2133 16GB (Micro 7JH45 D9VHP) TOSHIBA DT01ACA200 2 TB	PASS	E1785
2	Graphics SCORE		PASS	1518
3	Physics SCORE		PASS	9635
4	Combined SCORE		PASS	1277

Windows 10 64-bit

Item	Weighted Suite	Test Environment	Result	Remark
1	3DMARK SCORE	Intel® Core™ i7-11850HE 2.60GHz Kingston DDR4 3200 32GB (Micron OSE77 D9ZFY) innodisk DDR4 3200 32GB (SEC 016 K4AAG08 5WABCWE) TOSHIBA DT01ACA200 2 TB	PASS	X283
2	Graphics SCORE		PASS	248
3	Physics SCORE		PASS	13148
4	Combined SCORE		PASS	344

Windows 10 64-bit

Item	Weighted Suite	Test Environment	Result	Remark
1	3DMARK SCORE	Intel® Core™ i7-11850HE 2.60GHz Kingston DDR4 3200 32GB (Micron OSE77 D9ZFY) innodisk DDR4 3200 32GB (SEC 016 K4AAG08 5WABCWE) TOSHIBA DT01ACA200 2 TB	PASS	P1005
2	Graphics SCORE		PASS	849
3	Physics SCORE		PASS	13140
4	Combined SCORE		PASS	1000

Windows 10 64-bit

Item	Weighted Suite	Test Environment	Result	Remark
1	3DMARK SCORE	Intel® Core™ i7-11850HE 2.60GHz Kingston DDR4 3200 32GB (Micron OSE77 D9ZFY) innodisk DDR4 3200 32GB (SEC 016 K4AAG08 5WABCWE) TOSHIBA DT01ACA200 2 TB	PASS	E1798
2	Graphics SCORE		PASS	1508
3	Physics SCORE		PASS	13230
4	Combined SCORE		PASS	1303

Windows 10 64-bit

Item	Weighted Suite	Test Environment	Result	Remark
1	3DMARK SCORE	Intel® Core™ i7-11850HE 2.60GHz Kingston DDR4 3200 32GB (Micron OSE77 D9ZFY) TOSHIBA DT01ACA200 2 TB	PASS	X280
2	Graphics SCORE		PASS	245
3	Physics SCORE		PASS	12380
4	Combined SCORE		PASS	340

Windows 10 64-bit

Item	Weighted Suite	Test Environment	Result	Remark
1	3DMARK SCORE	Intel® Core™ i7-11850HE 2.60GHz Kingston DDR4 3200 32GB (Micron OSE77 D9ZFY) TOSHIBA DT01ACA200 2 TB	PASS	P986
2	Graphics SCORE		PASS	834
3	Physics SCORE		PASS	12816
4	Combined SCORE		PASS	978

Windows 10 64-bit

Item	Weighted Suite	Test Environment	Result	Remark
1	3DMARK SCORE	Intel® Core™ i7-11850HE 2.60GHz Kingston DDR4 3200 32GB (Micron OSE77 D9ZFY) TOSHIBA DT01ACA200 2 TB	PASS	E1811
2	Graphics SCORE		PASS	1521
3	Physics SCORE		PASS	12887
4	Combined SCORE		PASS	1309

Windows 10 64-bit

Item	Weighted Suite	Test Environment	Result	Remark
1	3DMARK SCORE	Intel® Core™ i7-11850HE 2.60GHz innodisk DDR4 3200 32GB (SEC 016 K4AAG08 5WABCWE) TOSHIBA DT01ACA200 2 TB	PASS	X287
2	Graphics SCORE		PASS	251
3	Physics SCORE		PASS	11626
4	Combined SCORE		PASS	350

Windows 10 64-bit

Item	Weighted Suite	Test Environment	Result	Remark
1	3DMARK SCORE	Intel® Core™ i7-11850HE 2.60GHz innodisk DDR4 3200 32GB (SEC 016 K4AAG08 5WABCWE) TOSHIBA DT01ACA200 2 TB	PASS	P1007
2	Graphics SCORE		PASS	852
3	Physics SCORE		PASS	12654
4	Combined SCORE		PASS	998

Windows 10 64-bit

Item	Weighted Suite	Test Environment	Result	Remark
1	3DMARK SCORE	Intel® Core™ i7-11850HE 2.60GHz innodisk DDR4 3200 32GB (SEC 016 K4AAG08 5WABCWE) TOSHIBA DT01ACA200 2 TB	PASS	E1807
2	Graphics SCORE		PASS	1524
3	Physics SCORE		PASS	11726
4	Combined SCORE		PASS	1303

Windows 10 64-bit

Item	Weighted Suite	Test Environment	Result	Remark
1	3DMARK SCORE	Intel® Core™ i7-11850HE 2.60GHz Kingston DDR4 3200 32GB (Micron OSE77 D9ZFY Kingston DDR4 2133 16GB (Micro 7JH45 D9VHP) TOSHIBA DT01ACA200 2 TB	PASS	X283
2	Graphics SCORE		PASS	248
3	Physics SCORE		PASS	13945
4	Combined SCORE		PASS	343

Windows 10 64-bit

Item	Weighted Suite	Test Environment	Result	Remark
1	3DMARK SCORE	Intel® Core™ i7-11850HE 2.60GHz Kingston DDR4 3200 32GB (Micron OSE77 D9ZFY Kingston DDR4 2133 16GB (Micro 7JH45 D9VHP) TOSHIBA DT01ACA200 2 TB	PASS	P1011
2	Graphics SCORE		PASS	854
3	Physics SCORE		PASS	14011
4	Combined SCORE		PASS	1007

Windows 10 64-bit

Item	Weighted Suite	Test Environment	Result	Remark
1	3DMARK SCORE	Intel® Core™ i7-11850HE 2.60GHz Kingston DDR4 3200 32GB (Micron OSE77 D9ZFY) Kingston DDR4 2133 16GB (Micro 7JH45 D9VHP) TOSHIBA DT01ACA200 2 TB	PASS	E1817
2	Graphics SCORE		PASS	1522
3	Physics SCORE		PASS	13876
4	Combined SCORE		PASS	1316

Windows 10 64-bit

Item	Weighted Suite	Test Environment	Result	Remark
1	3DMARK SCORE	Intel® Core™ i7-11850HE 2.60GHz innodisk DDR4 3200 32GB (SEC 016 K4AAG08 5WABCWE) Kingston DDR4 2133 16GB (Micro 7JH45 D9VHP) TOSHIBA DT01ACA200 2 TB	PASS	X283
2	Graphics SCORE		PASS	248
3	Physics SCORE		PASS	13861
4	Combined SCORE		PASS	343

Windows 10 64-bit

Item	Weighted Suite	Test Environment	Result	Remark
1	3DMARK SCORE	Intel® Core™ i7-11850HE 2.60GHz innodisk DDR4 3200 32GB (SEC 016 K4AAG08 5WABCWE) Kingston DDR4 2133 16GB (Micro 7JH45 D9VHP) TOSHIBA DT01ACA200 2 TB	PASS	P1002
2	Graphics SCORE		PASS	846
3	Physics SCORE		PASS	13964
4	Combined SCORE		PASS	1001

Windows 10 64-bit

Item	Weighted Suite	Test Environment	Result	Remark
1	3DMARK SCORE	Intel® Core™ i7-11850HE 2.60GHz innodisk DDR4 3200 32GB (SEC 016 K4AAG08 5WABCWE) Kingston DDR4 2133 16GB (Micro 7JH45 D9VHP) TOSHIBA DT01ACA200 2 TB	PASS	E1796
2	Graphics SCORE		PASS	1504
3	Physics SCORE		PASS	13927
4	Combined SCORE		PASS	1303

Windows 10 64-bit

Item	Weighted Suite	Test Environment	Result	Remark
1	3DMARK SCORE	Intel® Core™ i5-11500HE 2.60GHz Kingston DDR4 2133 16GB (Micro 7JH45 D9VHP) TOSHIBA DT01ACA200 2 TB	PASS	X280
2	Graphics SCORE		PASS	246
3	Physics SCORE		PASS	8497
4	Combined SCORE		PASS	339

Windows 10 64-bit

Item	Weighted Suite	Test Environment	Result	Remark
1	3DMARK SCORE	Intel® Core™ i5-11500HE 2.60GHz Kingston DDR4 2133 16GB (Micro 7JH45 D9VHP) TOSHIBA DT01ACA200 2 TB	PASS	P984
2	Graphics SCORE		PASS	836
3	Physics SCORE		PASS	8629
4	Combined SCORE		PASS	984

Windows 10 64-bit

Item	Weighted Suite	Test Environment	Result	Remark
1	3DMARK SCORE	Intel® Core™ i5-11500HE 2.60GHz Kingston DDR4 2133 16GB (Micro 7JH45 D9VHP) TOSHIBA DT01ACA200 2 TB	PASS	E1783
2	Graphics SCORE		PASS	1522
3	Physics SCORE		PASS	8631
4	Combined SCORE		PASS	1289

Windows 10 64-bit

Item	Weighted Suite	Test Environment	Result	Remark
1	3DMARK SCORE	Intel® Core™ i5-11500HE 2.60GHz Kingston DDR4 3200 32GB (Micron OSE77 D9ZFY) innodisk DDR4 3200 32GB (SEC 016 K4AAG08 5WABCWE) TOSHIBA DT01ACA200 2 TB	PASS	X280
2	Graphics SCORE		PASS	245
3	Physics SCORE		PASS	11738
4	Combined SCORE		PASS	345

Windows 10 64-bit

Item	Weighted Suite	Test Environment	Result	Remark
1	3DMARK SCORE	Intel® Core™ i5-11500HE 2.60GHz Kingston DDR4 3200 32GB (Micron OSE77 D9ZFY) innodisk DDR4 3200 32GB (SEC 016 K4AAG08 5WABCWE) TOSHIBA DT01ACA200 2 TB	PASS	P970
2	Graphics SCORE		PASS	819
3	Physics SCORE		PASS	11659
4	Combined SCORE		PASS	982

Windows 10 64-bit

Item	Weighted Suite	Test Environment	Result	Remark
1	3DMARK SCORE	Intel® Core™ i5-11500HE 2.60GHz Kingston DDR4 3200 32GB (Micron OSE77 D9ZFY) innodisk DDR4 3200 32GB (SEC 016 K4AAG08 5WABCWE) TOSHIBA DT01ACA200 2 TB	PASS	E1818
2	Graphics SCORE		PASS	1531
3	Physics SCORE		PASS	11889
4	Combined SCORE		PASS	1319

Windows 10 64-bit

Item	Weighted Suite	Test Environment	Result	Remark
1	3DMARK SCORE	Intel® Core™ i5-11500HE 2.60GHz Kingston DDR4 3200 32GB (Micron OSE77 D9ZFY) innodisk DDR4 3200 32GB (SEC 016 K4AAG08 5WABCWE) TOSHIBA DT01ACA200 2 TB	PASS	E1818
2	Graphics SCORE		PASS	1531
3	Physics SCORE		PASS	11889
4	Combined SCORE		PASS	1319

Windows 10 64-bit

Item	Weighted Suite	Test Environment	Result	Remark
1	3DMARK SCORE	Intel® Core™ i5-11500HE 2.60GHz Kingston DDR4 3200 32GB (Micron OSE77 D9ZFY) innodisk DDR4 3200 32GB (SEC 016 K4AAG08 5WABCWE) TOSHIBA DT01ACA200 2 TB	PASS	E1818
2	Graphics SCORE		PASS	1531
3	Physics SCORE		PASS	11889
4	Combined SCORE		PASS	1319

Windows 10 64-bit

Item	Weighted Suite	Test Environment	Result	Remark
1	3DMARK SCORE	Intel® Core™ i5-11500HE 2.60GHz Kingston DDR4 3200 32GB (Micron OSE77 D9ZFY) Kingston DDR4 2133 16GB (Micro 7JH45 D9VHP) TOSHIBA DT01ACA200 2 TB	PASS	P1001
2	Graphics SCORE		PASS	843
3	Physics SCORE		PASS	12700
4	Combined SCORE		PASS	1030

Windows 10 64-bit

Item	Weighted Suite	Test Environment	Result	Remark
1	3DMARK SCORE	Intel® Core™ i5-11500HE 2.60GHz Kingston DDR4 3200 32GB (Micron OSE77 D9ZFY) Kingston DDR4 2133 16GB (Micro 7JH45 D9VHP) TOSHIBA DT01ACA200 2 TB	PASS	E1829
2	Graphics SCORE		PASS	1532
3	Physics SCORE		PASS	12726
4	Combined SCORE		PASS	1351

Windows 10 64-bit

Item	Weighted Suite	Test Environment	Result	Remark
1	3DMARK SCORE	Intel® Core™ i5-11500HE 2.60GHz innodisk DDR4 3200 32GB (SEC 016 K4AAG08 5WABCWE) Kingston DDR4 2133 16GB (Micro 7JH45 D9VHP) TOSHIBA DT01ACA200 2 TB	PASS	X281
2	Graphics SCORE		PASS	246
3	Physics SCORE		PASS	11816
4	Combined SCORE		PASS	349

Windows 10 64-bit

Item	Weighted Suite	Test Environment	Result	Remark
1	3DMARK SCORE	Intel® Core™ i5-11500HE 2.60GHz innodisk DDR4 3200 32GB (SEC 016 K4AAG08 5WABCWE) Kingston DDR4 2133 16GB (Micro 7JH45 D9VHP) TOSHIBA DT01ACA200 2 TB	PASS	P992
2	Graphics SCORE		PASS	836
3	Physics SCORE		PASS	11787
4	Combined SCORE		PASS	1024

Windows 10 64-bit

Item	Weighted Suite	Test Environment	Result	Remark
1	3DMARK SCORE	Intel® Core™ i5-11500HE 2.60GHz innodisk DDR4 3200 32GB (SEC 016 K4AAG08 5WABCWE) Kingston DDR4 2133 16GB (Micro 7JH45 D9VHP) TOSHIBA DT01ACA200 2 TB	PASS	E1820
2	Graphics SCORE		PASS	1529
3	Physics SCORE		PASS	11756
4	Combined SCORE		PASS	1345

Windows 10 64-bit

Item	Weighted Suite	Test Environment	Result	Remark
1	3DMARK SCORE	Intel® Core™ i5-11500HE 2.60GHz Kingston DDR4 3200 32GB (Micron OSE77 D9ZFY) TOSHIBA DT01ACA200 2 TB	PASS	P992
2	Graphics SCORE		PASS	837
3	Physics SCORE		PASS	11347
4	Combined SCORE		PASS	1017

Windows 10 64-bit

Item	Weighted Suite	Test Environment	Result	Remark
1	3DMARK SCORE	Intel® Core™ i5-11500HE 2.60GHz Kingston DDR4 3200 32GB (Micron OSE77 D9ZFY) TOSHIBA DT01ACA200 2 TB	PASS	E1814
2	Graphics SCORE		PASS	1530
3	Physics SCORE		PASS	10351
4	Combined SCORE		PASS	1348

Windows 10 64-bit

Item	Weighted Suite	Test Environment	Result	Remark
1	3DMARK SCORE	Intel® Core™ i5-11500HE 2.60GHz innodisk DDR4 3200 32GB (SEC 016 K4AAG08 5WABCWE) TOSHIBA DT01ACA200 2 TB	PASS	P994
2	Graphics SCORE		PASS	839
3	Physics SCORE		PASS	11058
4	Combined SCORE		PASS	1021

Windows 10 64-bit

Item	Weighted Suite	Test Environment	Result	Remark
1	3DMARK SCORE	Intel® Core™ i5-11500HE 2.60GHz innodisk DDR4 3200 32GB (SEC 016 K4AAG08 5WABCWE) TOSHIBA DT01ACA200 2 TB	PASS	E1816
2	Graphics SCORE		PASS	1529
3	Physics SCORE		PASS	11092
4	Combined SCORE		PASS	1337

Windows 10 64-bit

Item	Weighted Suite	Test Environment	Result	Remark
1	3DMARK SCORE	Intel® Xeon® W-11555MRE 2.60GHz Kingston DDR4 3200 32GB (Micron OSE77 D9ZFY) innodisk DDR4 3200 32GB (SEC 016 K4AAG08 5WABCWE) TOSHIBA DT01ACA200 2 TB	PASS	X281
2	Graphics SCORE		PASS	246
3	Physics SCORE		PASS	9165
4	Combined SCORE		PASS	350

Windows 10 64-bit

Item	Weighted Suite	Test Environment	Result	Remark
1	3DMARK SCORE	Intel® Xeon® W-11555MRE 2.60GHz Kingston DDR4 3200 32GB (Micron OSE77 D9ZFY) innodisk DDR4 3200 32GB (SEC 016 K4AAG08 5WABCWE) TOSHIBA DT01ACA200 2 TB	PASS	P990
2	Graphics SCORE		PASS	837
3	Physics SCORE		PASS	9094
4	Combined SCORE		PASS	1034

Windows 10 64-bit

Item	Weighted Suite	Test Environment	Result	Remark
1	3DMARK SCORE	Intel® Xeon® W-11555MRE 2.60GHz Kingston DDR4 3200 32GB (Micron OSE77 D9ZFY) innodisk DDR4 3200 32GB (SEC 016 K4AAG08 5WABCWE) TOSHIBA DT01ACA200 2 TB	PASS	E1792
2	Graphics SCORE		PASS	1517
3	Physics SCORE		PASS	8859
4	Combined SCORE		PASS	1352

Windows 10 64-bit

Item	Weighted Suite	Test Environment	Result	Remark
1	3DMARK SCORE	Intel® Xeon® W-11555MRE 2.60GHz Kingston DDR4 3200 32GB (Micron OSE77 D9ZFY) TOSHIBA DT01ACA200 2 TB	PASS	X283
2	Graphics SCORE		PASS	248
3	Physics SCORE		PASS	8956
4	Combined SCORE		PASS	350

Windows 10 64-bit

Item	Weighted Suite	Test Environment	Result	Remark
1	3DMARK SCORE	Intel® Xeon® W-11555MRE 2.60GHz Kingston DDR4 3200 32GB (Micron OSE77 D9ZFY) TOSHIBA DT01ACA200 2 TB	PASS	P999
2	Graphics SCORE		PASS	846
3	Physics SCORE		PASS	9153
4	Combined SCORE		PASS	1027

Windows 10 64-bit

Item	Weighted Suite	Test Environment	Result	Remark
1	3DMARK SCORE	Intel® Xeon® W-11555MRE 2.60GHz Kingston DDR4 3200 32GB (Micron OSE77 D9ZFY) TOSHIBA DT01ACA200 2 TB	PASS	E1792
2	Graphics SCORE		PASS	1517
3	Physics SCORE		PASS	8859
4	Combined SCORE		PASS	1352

Windows 10 64-bit

Item	Weighted Suite	Test Environment	Result	Remark
1	3DMARK SCORE	Intel® Xeon® W-11555MRE 2.60GHz innodisk DDR4 3200 32GB (SEC 016 K4AAG08 5WABCWE) TOSHIBA DT01ACA200 2 TB	PASS	X282
2	Graphics SCORE		PASS	247
3	Physics SCORE		PASS	8779
4	Combined SCORE		PASS	346

Windows 10 64-bit

Item	Weighted Suite	Test Environment	Result	Remark
1	3DMARK SCORE	Intel® Xeon® W-11555MRE 2.60GHz innodisk DDR4 3200 32GB (SEC 016 K4AAG08 5WABCWE) TOSHIBA DT01ACA200 2 TB	PASS	P994
2	Graphics SCORE		PASS	842
3	Physics SCORE		PASS	8917
4	Combined SCORE		PASS	1022

Windows 10 64-bit

Item	Weighted Suite	Test Environment	Result	Remark
1	3DMARK SCORE	Intel® Xeon® W-1155MRE 2.60GHz innodisk DDR4 3200 32GB (SEC 016 K4AAG08 5WABCWE) TOSHIBA DT01ACA200 2 TB	PASS	E1807
2	Graphics SCORE		PASS	1535
3	Physics SCORE		PASS	8939
4	Combined SCORE		PASS	1338

Windows 10 64-bit

Item	Weighted Suite	Test Environment	Result	Remark
1	3DMARK SCORE	Intel® Xeon® W-11155MRE 2.40GHz Kingston DDR4 3200 32GB (Micron OSE77 D9ZFY) innodisk DDR4 3200 32GB (SEC 016 K4AAG08 5WABCWE) TOSHIBA DT01ACA200 2 TB	PASS	P560
2	Graphics SCORE		PASS	469
3	Physics SCORE		PASS	8539
4	Combined SCORE		PASS	596

Windows 10 64-bit

Item	Weighted Suite	Test Environment	Result	Remark
1	3DMARK SCORE	Intel® Xeon® W-11155MRE 2.40GHz Kingston DDR4 3200 32GB (Micron OSE77 D9ZFY) innodisk DDR4 3200 32GB (SEC 016 K4AAG08 5WABCWE) TOSHIBA DT01ACA200 2 TB	PASS	E1026
2	Graphics SCORE		PASS	850
3	Physics SCORE		PASS	8425
4	Combined SCORE		PASS	786

Windows 10 64-bit

Item	Weighted Suite	Test Environment	Result	Remark
1	3DMARK SCORE	Intel® Xeon® W-11155MRE 2.40GHz Kingston DDR4 3200 32GB (Micron OSE77 D9ZFY) TOSHIBA DT01ACA200 2 TB	PASS	P564
2	Graphics SCORE		PASS	473
3	Physics SCORE		PASS	8060
4	Combined SCORE		PASS	599

Windows 10 64-bit

Item	Weighted Suite	Test Environment	Result	Remark
1	3DMARK SCORE	Intel® Xeon® W-11155MRE 2.40GHz Kingston DDR4 3200 32GB (Micron OSE77 D9ZFY) TOSHIBA DT01ACA200 2 TB	PASS	E1028
2	Graphics SCORE		PASS	853
3	Physics SCORE		PASS	8023
4	Combined SCORE		PASS	787

Windows 10 64-bit

Item	Weighted Suite	Test Environment	Result	Remark
1	3DMARK SCORE	Intel® Xeon® W-11155MRE 2.40GHz innodisk DDR4 3200 32GB (SEC 016 K4AAG08 5WABCWE) TOSHIBA DT01ACA200 2 TB	PASS	P559
2	Graphics SCORE		PASS	469
3	Physics SCORE		PASS	7828
4	Combined SCORE		PASS	596

Windows 10 64-bit

Item	Weighted Suite	Test Environment	Result	Remark
1	3DMARK SCORE	Intel® Xeon® W-11155MRE 2.40GHz innodisk DDR4 3200 32GB (SEC 016 K4AAG08 5WABCWE) TOSHIBA DT01ACA200 2 TB	PASS	E1026
2	Graphics SCORE		PASS	852
3	Physics SCORE		PASS	7865
4	Combined SCORE		PASS	784

Windows 10 64-bit

Item	Weighted Suite	Test Environment	Result	Remark
1	3DMARK SCORE	Intel® Xeon® W-11865MLE 1.50GHz Kingston DDR4 3200 32GB (Micron OSE77 D9ZFY) innodisk DDR4 3200 32GB (SEC 016 K4AAG08 5WABCWE) TOSHIBA DT01ACA200 2 TB	PASS	P1010
2	Graphics SCORE		PASS	853
3	Physics SCORE		PASS	12243
4	Combined SCORE		PASS	1022

Windows 10 64-bit

Item	Weighted Suite	Test Environment	Result	Remark
1	3DMARK SCORE	Intel® Xeon® W-11865MLE 1.50GHz Kingston DDR4 3200 32GB (Micron OSE77 D9ZFY) innodisk DDR4 3200 32GB (SEC 016 K4AAG08 5WABCWE) TOSHIBA DT01ACA200 2 TB	PASS	E1806
2	Graphics SCORE		PASS	1518
3	Physics SCORE		PASS	11168
4	Combined SCORE		PASS	1341

Windows 10 64-bit

Item	Weighted Suite	Test Environment	Result	Remark
1	3DMARK SCORE	Intel® Xeon® W-11865MLE 1.50GHz Kingston DDR4 3200 32GB (Micron OSE77 D9ZFY) TOSHIBA DT01ACA200 2 TB	PASS	X284
2	Graphics SCORE		PASS	249
3	Physics SCORE		PASS	11971
4	Combined SCORE		PASS	347

Windows 10 64-bit

Item	Weighted Suite	Test Environment	Result	Remark
1	3DMARK SCORE	Intel® Xeon® W-11865MLE 1.50GHz Kingston DDR4 3200 32GB (Micron OSE77 D9ZFY) TOSHIBA DT01ACA200 2 TB	PASS	P1015
2	Graphics SCORE		PASS	858
3	Physics SCORE		PASS	12013
4	Combined SCORE		PASS	1020

Windows 10 64-bit

Item	Weighted Suite	Test Environment	Result	Remark
1	3DMARK SCORE	Intel® Xeon® W-11865MLE 1.50GHz Kingston DDR4 3200 32GB (Micron OSE77 D9ZFY) TOSHIBA DT01ACA200 2 TB	PASS	E1820
2	Graphics SCORE		PASS	1528
3	Physics SCORE		PASS	11944
4	Combined SCORE		PASS	1342

Windows 10 64-bit

Item	Weighted Suite	Test Environment	Result	Remark
1	3DMARK SCORE	Intel® Xeon® W-11865MLE 1.50GHz innodisk DDR4 3200 32GB (SEC 016 K4AAG08 5WABCWE) TOSHIBA DT01ACA200 2 TB	PASS	X283
2	Graphics SCORE		PASS	248
3	Physics SCORE		PASS	11656
4	Combined SCORE		PASS	345

Windows 10 64-bit

Item	Weighted Suite	Test Environment	Result	Remark
1	3DMARK SCORE	Intel® Xeon® W-11865MLE 1.50GHz innodisk DDR4 3200 32GB (SEC 016 K4AAG08 5WABCWE) TOSHIBA DT01ACA200 2 TB	PASS	P1009
2	Graphics SCORE		PASS	853
3	Physics SCORE		PASS	11722
4	Combined SCORE		PASS	1018

Windows 10 64-bit

Item	Weighted Suite	Test Environment	Result	Remark
1	3DMARK SCORE	Intel® Xeon® W-11865MLE 1.50GHz innodisk DDR4 3200 32GB (SEC 016 K4AAG08 5WABCWE) TOSHIBA DT01ACA200 2 TB	PASS	E1814
2	Graphics SCORE		PASS	1524
3	Physics SCORE		PASS	11741
4	Combined SCORE		PASS	1336

Windows 10 64-bit

Item	Weighted Suite	Test Environment	Result	Remark
1	3DMARK SCORE	Intel® Xeon® W-11555MLE 1.90GHz Kingston DDR4 3200 32GB (Micron OSE77 D9ZFY) innodisk DDR4 3200 32GB (SEC 016 K4AAG08 5WABCWE) TOSHIBA DT01ACA200 2 TB	PASS	X280
2	Graphics SCORE		PASS	245
3	Physics SCORE		PASS	8613
4	Combined SCORE		PASS	344

Windows 10 64-bit

Item	Weighted Suite	Test Environment	Result	Remark
1	3DMARK SCORE	Intel® Xeon® W-1155MLE 1.90GHz Kingston DDR4 3200 32GB (Micron OSE77 D9ZFY) innodisk DDR4 3200 32GB (SEC 016 K4AAG08 5WABCWE) TOSHIBA DT01ACA200 2 TB	PASS	P983
2	Graphics SCORE		PASS	832
3	Physics SCORE		PASS	8303
4	Combined SCORE		PASS	1024

Windows 10 64-bit

Item	Weighted Suite	Test Environment	Result	Remark
1	3DMARK SCORE	Intel® Xeon® W-1155MLE 1.90GHz Kingston DDR4 3200 32GB (Micron OSE77 D9ZFY) innodisk DDR4 3200 32GB (SEC 016 K4AAG08 5WABCWE) TOSHIBA DT01ACA200 2 TB	PASS	E1797
2	Graphics SCORE		PASS	1527
3	Physics SCORE		PASS	8646
4	Combined SCORE		PASS	1339

Windows 10 64-bit

Item	Weighted Suite	Test Environment	Result	Remark
1	3DMARK SCORE	Intel® Xeon® W-11555MLE 1.90GHz Kingston DDR4 3200 32GB (Micron OSE77 D9ZFY) TOSHIBA DT01ACA200 2 TB	PASS	X281
2	Graphics SCORE		PASS	246
3	Physics SCORE		PASS	8523
4	Combined SCORE		PASS	345

Windows 10 64-bit

Item	Weighted Suite	Test Environment	Result	Remark
1	3DMARK SCORE	Intel® Xeon® W-11555MLE 1.90GHz Kingston DDR4 3200 32GB (Micron OSE77 D9ZFY) TOSHIBA DT01ACA200 2 TB	PASS	P988
2	Graphics SCORE		PASS	837
3	Physics SCORE		PASS	8648
4	Combined SCORE		PASS	1018

Windows 10 64-bit

Item	Weighted Suite	Test Environment	Result	Remark
1	3DMARK SCORE	Intel® Xeon® W-11555MLE 1.90GHz Kingston DDR4 3200 32GB (Micron OSE77 D9ZFY) TOSHIBA DT01ACA200 2 TB	PASS	E1797
2	Graphics SCORE		PASS	1527
3	Physics SCORE		PASS	8648
4	Combined SCORE		PASS	1339

Windows 10 64-bit

Item	Weighted Suite	Test Environment	Result	Remark
1	3DMARK SCORE	Intel® Xeon® W-11555MLE 1.90GHz innodisk DDR4 3200 32GB (SEC 016 K4AAG08 5WABCWE) TOSHIBA DT01ACA200 2 TB	PASS	X279
2	Graphics SCORE		PASS	244
3	Physics SCORE		PASS	8319
4	Combined SCORE		PASS	343

Windows 10 64-bit

Item	Weighted Suite	Test Environment	Result	Remark
1	3DMARK SCORE	Intel® Xeon® W-1155MLE 1.90GHz innodisk DDR4 3200 32GB (SEC 016 K4AAG08 5WABCWE) TOSHIBA DT01ACA200 2 TB	PASS	P985
2	Graphics SCORE		PASS	835
3	Physics SCORE		PASS	8410
4	Combined SCORE		PASS	1014

Windows 10 64-bit

Item	Weighted Suite	Test Environment	Result	Remark
1	3DMARK SCORE	Intel® Xeon® W-1155MLE 1.90GHz innodisk DDR4 3200 32GB (SEC 016 K4AAG08 5WABCWE) TOSHIBA DT01ACA200 2 TB	PASS	E1788
2	Graphics SCORE		PASS	1520
3	Physics SCORE		PASS	8491
4	Combined SCORE		PASS	1333

Windows 10 64-bit

Item	Weighted Suite	Test Environment	Result	Remark
1	3DMARK SCORE	Intel® Xeon® W-11155MLE 1.80GHz Kingston DDR4 3200 32GB (Micron OSE77 D9ZFY) innodisk DDR4 3200 32GB (SEC 016 K4AAG08 5WABCWE) TOSHIBA DT01ACA200 2 TB	PASS	P559
2	Graphics SCORE		PASS	469
3	Physics SCORE		PASS	7427
4	Combined SCORE		PASS	597

Windows 10 64-bit

Item	Weighted Suite	Test Environment	Result	Remark
1	3DMARK SCORE	Intel® Xeon® W-11155MLE 1.80GHz Kingston DDR4 3200 32GB (Micron OSE77 D9ZFY) innodisk DDR4 3200 32GB (SEC 016 K4AAG08 5WABCWE) TOSHIBA DT01ACA200 2 TB	PASS	E1019
2	Graphics SCORE		PASS	847
3	Physics SCORE		PASS	7411
4	Combined SCORE		PASS	785

Windows 10 64-bit

Item	Weighted Suite	Test Environment	Result	Remark
1	3DMARK SCORE	Intel® Xeon® W-11155MLE 1.80GHz Kingston DDR4 3200 32GB (Micron OSE77 D9ZFY) TOSHIBA DT01ACA200 2 TB	PASS	P562
2	Graphics SCORE		PASS	472
3	Physics SCORE		PASS	7182
4	Combined SCORE		PASS	598

Windows 10 64-bit

Item	Weighted Suite	Test Environment	Result	Remark
1	3DMARK SCORE	Intel® Xeon® W-11155MLE 1.80GHz Kingston DDR4 3200 32GB (Micron OSE77 D9ZFY) TOSHIBA DT01ACA200 2 TB	PASS	E1027
2	Graphics SCORE		PASS	855
3	Physics SCORE		PASS	7192
4	Combined SCORE		PASS	787

Windows 10 64-bit

Item	Weighted Suite	Test Environment	Result	Remark
1	3DMARK SCORE	Intel® Xeon® W-11155MLE 1.80GHz innodisk DDR4 3200 32GB (SEC 016 K4AAG08 5WABCWE) TOSHIBA DT01ACA200 2 TB	PASS	P559
2	Graphics SCORE		PASS	469
3	Physics SCORE		PASS	7042
4	Combined SCORE		PASS	596

Windows 10 64-bit

Item	Weighted Suite	Test Environment	Result	Remark
1	3DMARK SCORE	Intel® Xeon® W-11155MLE 1.80GHz innodisk DDR4 3200 32GB (SEC 016 K4AAG08 5WABCWE) TOSHIBA DT01ACA200 2 TB	PASS	E1018
2	Graphics SCORE		PASS	848
3	Physics SCORE		PASS	6798
4	Combined SCORE		PASS	785

Windows 10 64-bit

Item	Weighted Suite	Test Environment	Result	Remark
1	3DMARK SCORE	Intel® Xeon® W-11865MRE 2.60GHz innodisk DDR4 3200 32GB (SEC 016 K4AAG08 5WABCWE) Kingston DDR4 3200 32GB (Micron OSE77 D9ZFY) TOSHIBA DT01ACA200 2 TB	PASS	X288
2	Graphics SCORE		PASS	252
3	Physics SCORE		PASS	12311
4	Combined SCORE		PASS	352

Windows 10 64-bit

Item	Weighted Suite	Test Environment	Result	Remark
1	3DMARK SCORE	Intel® Xeon® W-11865MRE 2.60GHz innodisk DDR4 3200 32GB (SEC 016 K4AAG08 5WABCWE) Kingston DDR4 3200 32GB (Micron OSE77 D9ZFY) TOSHIBA DT01ACA200 2 TB	PASS	P1021
2	Graphics SCORE		PASS	862
3	Physics SCORE		PASS	12244
4	Combined SCORE		PASS	1031

Windows 10 64-bit

Item	Weighted Suite	Test Environment	Result	Remark
1	3DMARK SCORE	Intel® Xeon® W-11865MRE 2.60GHz innodisk DDR4 3200 32GB (SEC 016 K4AAG08 5WABCWE) Kingston DDR4 3200 32GB (Micron OSE77 D9ZFY) TOSHIBA DT01ACA200 2 TB	PASS	E1828
2	Graphics SCORE		PASS	1533
3	Physics SCORE		PASS	12219
4	Combined SCORE		PASS	1352

Windows 10 64-bit

Item	Weighted Suite	Test Environment	Result	Remark
1	3DMARK SCORE	Intel® Xeon® W-11865MRE 2.60GHz innodisk DDR4 3200 32GB (SEC 016 K4AAG08 5WABCWE) TOSHIBA DT01ACA200 2 TB	PASS	X288
2	Graphics SCORE		PASS	252
3	Physics SCORE		PASS	11729
4	Combined SCORE		PASS	352

Windows 10 64-bit

Item	Weighted Suite	Test Environment	Result	Remark
1	3DMARK SCORE	Intel® Xeon® W-11865MRE 2.60GHz innodisk DDR4 3200 32GB (SEC 016 K4AAG08 5WABCWE) TOSHIBA DT01ACA200 2 TB	PASS	P1020
2	Graphics SCORE		PASS	862
3	Physics SCORE		PASS	11808
4	Combined SCORE		PASS	1025

Windows 10 64-bit

Item	Weighted Suite	Test Environment	Result	Remark
1	3DMARK SCORE	Intel® Xeon® W-11865MRE 2.60GHz innodisk DDR4 3200 32GB (SEC 016 K4AAG08 5WABCWE) TOSHIBA DT01ACA200 2 TB	PASS	E1823
2	Graphics SCORE		PASS	1533
3	Physics SCORE		PASS	11349
4	Combined SCORE		PASS	1347

Windows 10 64-bit

Item	Weighted Suite	Test Environment	Result	Remark
1	3DMARK SCORE	Intel® Xeon® W-11865MRE 2.60GHz Kingston DDR4 3200 32GB (Micron OSE77 D9ZFY) TOSHIBA DT01ACA200 2 TB	PASS	P1024
2	Graphics SCORE		PASS	865
3	Physics SCORE		PASS	11980
4	Combined SCORE		PASS	1032

Windows 10 64-bit

Item	Weighted Suite	Test Environment	Result	Remark
1	3DMARK SCORE	Intel® Xeon® W-11865MRE 2.60GHz Kingston DDR4 3200 32GB (Micron OSE77 D9ZFY) TOSHIBA DT01ACA200 2 TB	PASS	E1828
2	Graphics SCORE		PASS	1535
3	Physics SCORE		PASS	12010
4	Combined SCORE		PASS	1348

5.3 PC MARK2005

Test Environment
Intel® Core™ i7-11850HE 2.60GHz Kingston DDR4 2133 16GB (Micro 7JH45 D9VHP) TOSHIBA DT01ACA200 2 TB

Windows 10 64-bit

Item	Weighted Suite	Result	Remark
1	PCMark Source	PASS	N/A
2	CPU Source	PASS	19057
3	Memory Source	PASS	15944
4	Graphic Source	PASS	N/A
5	HDD Source	PASS	N/A

Test Environment
Intel® Core™ i7-11850HE 2.60GHz Kingston DDR4 3200 32GB (Micron OSE77 D9ZFY) innodisk DDR4 3200 32GB (SEC 016 K4AAG08 5WABCWE) TOSHIBA DT01ACA200 2 TB

Windows 10 64-bit

Item	Weighted Suite	Result	Remark
1	PCMark Source	PASS	N/A
2	CPU Source	PASS	18971
3	Memory Source	PASS	18877
4	Graphic Source	PASS	N/A
5	HDD Source	PASS	N/A

Test Environment
Intel® Core™ i7-11850HE 2.60GHz Kingston DDR4 3200 32GB (Micron OSE77 D9ZFY) TOSHIBA DT01ACA200 2 TB

Windows 10 64-bit

Item	Weighted Suite	Result	Remark
1	PCMark Source	PASS	N/A
2	CPU Source	PASS	18960
3	Memory Source	PASS	17720
4	Graphic Source	PASS	N/A
5	HDD Source	PASS	N/A

Test Environment
Intel® Core™ i7-11850HE 2.60GHz innodisk DDR4 3200 32GB (SEC 016 K4AAG08 5WABCWE) TOSHIBA DT01ACA200 2 TB

Windows 10 64-bit

Item	Weighted Suite	Result	Remark
1	PCMark Source	PASS	N/A
2	CPU Source	PASS	18898
3	Memory Source	PASS	17790
4	Graphic Source	PASS	N/A
5	HDD Source	PASS	N/A

Test Environment
Intel® Core™ i7-11850HE 2.60GHz Kingston DDR4 3200 32GB (Micron OSE77 D9ZFY) Kingston DDR4 2133 16GB (Micro 7JH45 D9VHP) TOSHIBA DT01ACA200 2 TB

Windows 10 64-bit

Item	Weighted Suite	Result	Remark
1	PCMark Source	PASS	N/A
2	CPU Source	PASS	18996
3	Memory Source	PASS	16995
4	Graphic Source	PASS	N/A
5	HDD Source	PASS	N/A

Test Environment
Intel® Core™ i7-11850HE 2.60GHz innodisk DDR4 3200 32GB (SEC 016 K4AAG08 5WABCWE) Kingston DDR4 2133 16GB (Micro 7JH45 D9VHP) TOSHIBA DT01ACA200 2 TB

Windows 10 64-bit

Item	Weighted Suite	Result	Remark
1	PCMark Source	PASS	N/A
2	CPU Source	PASS	18944
3	Memory Source	PASS	17825
4	Graphic Source	PASS	N/A
5	HDD Source	PASS	N/A

Test Environment
Intel® Core™ i5-11500HE 2.60GHz Kingston DDR4 2133 16GB (Micro 7JH45 D9VHP) TOSHIBA DT01ACA200 2 TB

Windows 10 64-bit

Item	Weighted Suite	Result	Remark
1	PCMark Source	PASS	N/A
2	CPU Source	PASS	18631
3	Memory Source	PASS	14936
4	Graphic Source	PASS	N/A
5	HDD Source	PASS	N/A

Test Environment
Intel® Core™ i5-11500HE 2.60GHz Kingston DDR4 3200 32GB (Micron OSE77 D9ZFY) innodisk DDR4 3200 32GB (SEC 016 K4AAG08 5WABCWE) TOSHIBA DT01ACA200 2 TB

Windows 10 64-bit

Item	Weighted Suite	Result	Remark
1	PCMark Source	PASS	N/A
2	CPU Source	PASS	18557
3	Memory Source	PASS	17658
4	Graphic Source	PASS	N/A
5	HDD Source	PASS	N/A

Test Environment
Intel® Core™ i5-11500HE 2.60GHz Kingston DDR4 3200 32GB (Micron OSE77 D9ZFY) Kingston DDR4 2133 16GB (Micro 7JH45 D9VHP) TOSHIBA DT01ACA200 2 TB

Windows 10 64-bit

Item	Weighted Suite	Result	Remark
1	PCMark Source	PASS	N/A
2	CPU Source	PASS	18543
3	Memory Source	PASS	16187
4	Graphic Source	PASS	N/A
5	HDD Source	PASS	N/A

Test Environment
Intel® Core™ i5-11500HE 2.60GHz innodisk DDR4 3200 32GB (SEC 016 K4AAG08 5WABCWE) Kingston DDR4 2133 16GB (Micro 7JH45 D9VHP) TOSHIBA DT01ACA200 2 TB

Windows 10 64-bit

Item	Weighted Suite	Result	Remark
1	PCMark Source	PASS	N/A
2	CPU Source	PASS	18466
3	Memory Source	PASS	15474
4	Graphic Source	PASS	N/A
5	HDD Source	PASS	N/A

Test Environment
Intel® Core™ i5-11500HE 2.60GHz Kingston DDR4 3200 32GB (Micron OSE77 D9ZFY) TOSHIBA DT01ACA200 2 TB

Windows 10 64-bit

Item	Weighted Suite	Result	Remark
1	PCMark Source	PASS	N/A
2	CPU Source	PASS	18519
3	Memory Source	PASS	16018
4	Graphic Source	PASS	N/A
5	HDD Source	PASS	N/A

Test Environment
Intel® Core™ i5-11500HE 2.60GHz innodisk DDR4 3200 32GB (SEC 016 K4AAG08 5WABCWE) TOSHIBA DT01ACA200 2 TB

Windows 10 64-bit

Item	Weighted Suite	Result	Remark
1	PCMark Source	PASS	N/A
2	CPU Source	PASS	18476
3	Memory Source	PASS	16395
4	Graphic Source	PASS	N/A
5	HDD Source	PASS	N/A

Test Environment
Intel® Core™ i5-11500HE 2.60GHz innodisk DDR4 3200 32GB (SEC 016 K4AAG08 5WABCWE) Kingston DDR4 2133 16GB (Micro 7JH45 D9VHP) TOSHIBA DT01ACA200 2 TB

Windows 10 64-bit

Item	Weighted Suite	Result	Remark
1	PCMark Source	PASS	N/A
2	CPU Source	PASS	18466
3	Memory Source	PASS	15474
4	Graphic Source	PASS	N/A
5	HDD Source	PASS	N/A

Test Environment
Intel® Xeon® W-11555MRE 2.60GHz Kingston DDR4 3200 32GB (Micron OSE77 D9ZFY) innodisk DDR4 3200 32GB (SEC 016 K4AAG08 5WABCWE) TOSHIBA DT01ACA200 2 TB

Windows 10 64-bit

Item	Weighted Suite	Result	Remark
1	PCMark Source	PASS	N/A
2	CPU Source	PASS	18736
3	Memory Source	PASS	17733
4	Graphic Source	PASS	N/A
5	HDD Source	PASS	N/A

Test Environment
Intel® Xeon® W-11555MRE 2.60GHz Kingston DDR4 3200 32GB (Micron OSE77 D9ZFY) TOSHIBA DT01ACA200 2 TB

Windows 10 64-bit

Item	Weighted Suite	Result	Remark
1	PCMark Source	PASS	N/A
2	CPU Source	PASS	18661
3	Memory Source	PASS	17930
4	Graphic Source	PASS	N/A
5	HDD Source	PASS	N/A

Test Environment
Intel® Xeon® W-11555MRE 2.60GHz innodisk DDR4 3200 32GB (SEC 016 K4AAG08 5WABCWE) TOSHIBA DT01ACA200 2 TB

Windows 10 64-bit

Item	Weighted Suite	Result	Remark
1	PCMark Source	PASS	N/A
2	CPU Source	PASS	18676
3	Memory Source	PASS	17799
4	Graphic Source	PASS	N/A
5	HDD Source	PASS	N/A

Test Environment
Intel® Xeon® W-11155MRE 2.40GHz Kingston DDR4 3200 32GB (Micron OSE77 D9ZFY) innodisk DDR4 3200 32GB (SEC 016 K4AAG08 5WABCWE) TOSHIBA DT01ACA200 2 TB

Windows 10 64-bit

Item	Weighted Suite	Result	Remark
1	PCMark Source	PASS	N/A
2	CPU Source	PASS	18250
3	Memory Source	PASS	16393
4	Graphic Source	PASS	N/A
5	HDD Source	PASS	N/A

Test Environment
Intel® Xeon® W-11155MRE 2.40GHz Kingston DDR4 3200 32GB (Micron OSE77 D9ZFY) TOSHIBA DT01ACA200 2 TB

Windows 10 64-bit

Item	Weighted Suite	Result	Remark
1	PCMark Source	PASS	N/A
2	CPU Source	PASS	18263
3	Memory Source	PASS	16217
4	Graphic Source	PASS	N/A
5	HDD Source	PASS	N/A

Test Environment
Intel® Xeon® W-11155MRE 2.40GHz innodisk DDR4 3200 32GB (SEC 016 K4AAG08 5WABCWE) TOSHIBA DT01ACA200 2 TB

Windows 10 64-bit

Item	Weighted Suite	Result	Remark
1	PCMark Source	PASS	N/A
2	CPU Source	PASS	18218
3	Memory Source	PASS	16019
4	Graphic Source	PASS	N/A
5	HDD Source	PASS	N/A

Test Environment
Intel® Xeon® W-11865MLE 1.50GHz Kingston DDR4 3200 32GB (Micron OSE77 D9ZFY) innodisk DDR4 3200 32GB (SEC 016 K4AAG08 5WABCWE) TOSHIBA DT01ACA200 2 TB

Windows 10 64-bit

Item	Weighted Suite	Result	Remark
1	PCMark Source	PASS	N/A
2	CPU Source	PASS	17339
3	Memory Source	PASS	20617
4	Graphic Source	PASS	N/A
5	HDD Source	PASS	N/A

Test Environment
Intel® Xeon® W-11865MLE 1.50GHz Kingston DDR4 3200 32GB (Micron OSE77 D9ZFY) TOSHIBA DT01ACA200 2 TB

Windows 10 64-bit

Item	Weighted Suite	Result	Remark
1	PCMark Source	PASS	N/A
2	CPU Source	PASS	17239
3	Memory Source	PASS	20354
4	Graphic Source	PASS	N/A
5	HDD Source	PASS	N/A

Test Environment
Intel® Xeon® W-11865MLE 1.50GHz)innodisk DDR4 3200 32GB (SEC 016 K4AAG08 5WABCWE) TOSHIBA DT01ACA200 2 TB

Windows 10 64-bit

Item	Weighted Suite	Result	Remark
1	PCMark Source	PASS	N/A
2	CPU Source	PASS	17387
3	Memory Source	PASS	20082
4	Graphic Source	PASS	N/A
5	HDD Source	PASS	N/A

Test Environment
Intel® Xeon® W-1155MLE 1.90GHz Kingston DDR4 3200 32GB (Micron OSE77 D9ZFY) innodisk DDR4 3200 32GB (SEC 016 K4AAG08 5WABCWE) TOSHIBA DT01ACA200 2 TB

Windows 10 64-bit

Item	Weighted Suite	Result	Remark
1	PCMark Source	PASS	N/A
2	CPU Source	PASS	16975
3	Memory Source	PASS	18763
4	Graphic Source	PASS	N/A
5	HDD Source	PASS	N/A

Test Environment
Intel® Xeon® W-1155MLE 1.90GHz Kingston DDR4 3200 32GB (Micron OSE77 D9ZFY) TOSHIBA DT01ACA200 2 TB

Windows 10 64-bit

Item	Weighted Suite	Result	Remark
1	PCMark Source	PASS	N/A
2	CPU Source	PASS	17047
3	Memory Source	PASS	15482
4	Graphic Source	PASS	N/A
5	HDD Source	PASS	N/A

Test Environment
Intel® Xeon® W-1155MLE 1.90GHz)innodisk DDR4 3200 32GB (SEC 016 K4AAG08 5WABCWE) TOSHIBA DT01ACA200 2 TB

Windows 10 64-bit

Item	Weighted Suite	Result	Remark
1	PCMark Source	PASS	N/A
2	CPU Source	PASS	17017
3	Memory Source	PASS	17202
4	Graphic Source	PASS	N/A
5	HDD Source	PASS	N/A

Test Environment
Intel® Xeon® W-11155MLE 1.80GHz Kingston DDR4 3200 32GB (Micron OSE77 D9ZFY) innodisk DDR4 3200 32GB (SEC 016 K4AAG08 5WABCWE) TOSHIBA DT01ACA200 2 TB

Windows 10 64-bit

Item	Weighted Suite	Result	Remark
1	PCMark Source	PASS	N/A
2	CPU Source	PASS	13246
3	Memory Source	PASS	13245
4	Graphic Source	PASS	N/A
5	HDD Source	PASS	N/A

Test Environment
Intel® Xeon® W-11155MLE 1.80GHz Kingston DDR4 3200 32GB (Micron OSE77 D9ZFY) TOSHIBA DT01ACA200 2 TB

Windows 10 64-bit

Item	Weighted Suite	Result	Remark
1	PCMark Source	PASS	N/A
2	CPU Source	PASS	13210
3	Memory Source	PASS	12646
4	Graphic Source	PASS	N/A
5	HDD Source	PASS	N/A

Test Environment
Intel® Xeon® W-11155MLE 1.80GHz innodisk DDR4 3200 32GB (SEC 016 K4AAG08 5WABCWE) TOSHIBA DT01ACA200 2 TB

Windows 10 64-bit

Item	Weighted Suite	Result	Remark
1	PCMark Source	PASS	N/A
2	CPU Source	PASS	13215
3	Memory Source	PASS	12842
4	Graphic Source	PASS	N/A
5	HDD Source	PASS	N/A

Test Environment
Intel® Xeon® W-11865MRE 2.60GHz Kingston DDR4 3200 32GB (Micron OSE77 D9ZFY) innodisk DDR4 3200 32GB (SEC 016 K4AAG08 5WABCWE) TOSHIBA DT01ACA200 2 TB

Windows 10 64-bit

Item	Weighted Suite	Result	Remark
1	PCMark Source	PASS	N/A
2	CPU Source	PASS	19057
3	Memory Source	PASS	22973
4	Graphic Source	PASS	N/A
5	HDD Source	PASS	N/A

Test Environment
Intel® Xeon® W-11865MRE 2.60GHz innodisk DDR4 3200 32GB (SEC 016 K4AAG08 5WABCWE) TOSHIBA DT01ACA200 2 TB

Windows 10 64-bit

Item	Weighted Suite	Result	Remark
1	PCMark Source	PASS	N/A
2	CPU Source	PASS	19010
3	Memory Source	PASS	21253
4	Graphic Source	PASS	N/A
5	HDD Source	PASS	N/A

Test Environment
Intel® Xeon® W-11865MRE 2.60GHz Kingston DDR4 3200 32GB (Micron OSE77 D9ZFY) TOSHIBA DT01ACA200 2 TB

Windows 10 64-bit

Item	Weighted Suite	Result	Remark
1	PCMark Source	PASS	N/A
2	CPU Source	PASS	19023
3	Memory Source	PASS	21128
4	Graphic Source	PASS	N/A
5	HDD Source	PASS	N/A

5.4 PC MARK10

Test Environment
Intel® Core™ i7-11850HE 2.60GHz Kingston DDR4 2133 16GB (Micro 7JH45 D9VHP) TOSHIBA DT01ACA200 2 TB

Windows 10 64-bit

Item	Weighted Suite	Result	Remark
1	PCMark Scores	PASS	3316
2	Essentials	PASS	6660
3	Productivity	PASS	5291
4	Digital Content Creation	PASS	2811

Test Environment
Intel® Core™ i7-11850HE 2.60GHz Kingston DDR4 3200 32GB (Micron OSE77 D9ZFY) TOSHIBA DT01ACA200 2 TB

Windows 10 64-bit

Item	Weighted Suite	Result	Remark
1	PCMark Scores	PASS	3364
2	Essentials	PASS	6941
3	Productivity	PASS	5260
4	Digital Content Creation	PASS	2831

Test Environment
Intel® Core™ i7-11850HE 2.60GHz innodisk DDR4 3200 32GB (SEC 016 K4AAG08 5WABCWE) TOSHIBA DT01ACA200 2 TB

Windows 10 64-bit

Item	Weighted Suite	Result	Remark
1	PCMark Scores	PASS	3347
2	Essentials	PASS	7040
3	Productivity	PASS	5285
4	Digital Content Creation	PASS	2736

Test Environment
Intel® Core™ i7-11850HE 2.60GHz Kingston DDR4 3200 32GB (Micron OSE77 D9ZFY) innodisk DDR4 3200 32GB (SEC 016 K4AAG08 5WABCWE) TOSHIBA DT01ACA200 2 TB

Windows 10 64-bit

Item	Weighted Suite	Result	Remark
1	PCMark Scores	PASS	3346
2	Essentials	PASS	7081
3	Productivity	PASS	5136
4	Digital Content Creation	PASS	2798

Test Environment
Intel® Core™ i7-11850HE 2.60GHz Kingston DDR4 3200 32GB (Micron OSE77 D9ZFY) Kingston DDR4 2133 16GB (Micro 7JH45 D9VHP) TOSHIBA DT01ACA200 2 TB

Windows 10 64-bit

Item	Weighted Suite	Result	Remark
1	PCMark Scores	PASS	3355
2	Essentials	PASS	7015
3	Productivity	PASS	5175
4	Digital Content Creation	PASS	2824

Test Environment
Intel® Core™ i7-11850HE 2.60GHz innodisk DDR4 3200 32GB (SEC 016 K4AAG08 5WABCWE) Kingston DDR4 2133 16GB (Micro 7JH45 D9VHP) TOSHIBA DT01ACA200 2 TB

Windows 10 64-bit

Item	Weighted Suite	Result	Remark
1	PCMark Scores	PASS	3426
2	Essentials	PASS	7363
3	Productivity	PASS	5303
4	Digital Content Creation	PASS	2797

Test Environment
Intel® Core™ i5-11500HE 2.60GHz Kingston DDR4 2133 16GB (Micro 7JH45 D9VHP) TOSHIBA DT01ACA200 2 TB

Windows 10 64-bit

Item	Weighted Suite	Result	Remark
1	PCMark Scores	PASS	3255
2	Essentials	PASS	6723
3	Productivity	PASS	5285
4	Digital Content Creation	PASS	2635

Test Environment
Intel® Core™ i5-11500HE 2.60GHz Kingston DDR4 3200 32GB (Micron OSE77 D9ZFY) innodisk DDR4 3200 32GB (SEC 016 K4AAG08 5WABCWE) TOSHIBA DT01ACA200 2 TB

Windows 10 64-bit

Item	Weighted Suite	Result	Remark
1	PCMark Scores	PASS	3244
2	Essentials	PASS	6702
3	Productivity	PASS	5239
4	Digital Content Creation	PASS	2640

Test Environment
Intel® Core™ i5-11500HE 2.60GHz Kingston DDR4 3200 32GB (Micron OSE77 D9ZFY) Kingston DDR4 2133 16GB (Micro 7JH45 D9VHP) TOSHIBA DT01ACA200 2 TB

Windows 10 64-bit

Item	Weighted Suite	Result	Remark
1	PCMark Scores	PASS	3232
2	Essentials	PASS	6732
3	Productivity	PASS	5262
4	Digital Content Creation	PASS	2587

Test Environment
Intel® Core™ i5-11500HE 2.60GHz innodisk DDR4 3200 32GB (SEC 016 K4AAG08 5WABCWE) Kingston DDR4 2133 16GB (Micro 7JH45 D9VHP) TOSHIBA DT01ACA200 2 TB

Windows 10 64-bit

Item	Weighted Suite	Result	Remark
1	PCMark Scores	PASS	3202
2	Essentials	PASS	6841
3	Productivity	PASS	5183
4	Digital Content Creation	PASS	2525

Test Environment
Intel® Xeon® W-11555MRE 2.60GHz Kingston DDR4 3200 32GB (Micron OSE77 D9ZFY) innodisk DDR4 3200 32GB (SEC 016 K4AAG08 5WABCWE) TOSHIBA DT01ACA200 2 TB

Windows 10 64-bit

Item	Weighted Suite	Result	Remark
1	PCMark Scores	PASS	3226
2	Essentials	PASS	6636
3	Productivity	PASS	5087
4	Digital Content Creation	PASS	2701

Test Environment
Intel® Xeon® W-11555MRE 2.60GHz Kingston DDR4 3200 32GB (Micron OSE77 D9ZFY) TOSHIBA DT01ACA200 2 TB

Windows 10 64-bit

Item	Weighted Suite	Result	Remark
1	PCMark Scores	PASS	3262
2	Essentials	PASS	6696
3	Productivity	PASS	5286
4	Digital Content Creation	PASS	2663

Test Environment
Intel® Xeon® W-11555MRE 2.60GHz innodisk DDR4 3200 32GB (SEC 016 K4AAG08 5WABCWE) TOSHIBA DT01ACA200 2 TB

Windows 10 64-bit

Item	Weighted Suite	Result	Remark
1	PCMark Scores	PASS	3273
2	Essentials	PASS	6733
3	Productivity	PASS	5266
4	Digital Content Creation	PASS	2684

Test Environment
Intel® Xeon® W-11155MRE 2.40GHz Kingston DDR4 3200 32GB (Micron OSE77 D9ZFY) innodisk DDR4 3200 32GB (SEC 016 K4AAG08 5WABCWE) TOSHIBA DT01ACA200 2 TB

Windows 10 64-bit

Item	Weighted Suite	Result	Remark
1	PCMark Scores	PASS	2796
2	Essentials	PASS	6283
3	Productivity	PASS	5126
4	Digital Content Creation	PASS	1842

Test Environment
Intel® Xeon® W-11155MRE 2.40GHz Kingston DDR4 3200 32GB (Micron OSE77 D9ZFY) TOSHIBA DT01ACA200 2 TB

Windows 10 64-bit

Item	Weighted Suite	Result	Remark
1	PCMark Scores	PASS	2762
2	Essentials	PASS	6216
3	Productivity	PASS	5018
4	Digital Content Creation	PASS	1834

Test Environment
Intel® Xeon® W-11155MRE 2.40GHz innodisk DDR4 3200 32GB (SEC 016 K4AAG08 5WABCWE) TOSHIBA DT01ACA200 2 TB

Windows 10 64-bit

Item	Weighted Suite	Result	Remark
1	PCMark Scores	PASS	2788
2	Essentials	PASS	6346
3	Productivity	PASS	5026
4	Digital Content Creation	PASS	1845

Test Environment
Intel® Xeon® W-11865MLE 1.50GHz Kingston DDR4 3200 32GB (Micron OSE77 D9ZFY) innodisk DDR4 3200 32GB (SEC 016 K4AAG08 5WABCWE) TOSHIBA DT01ACA200 2 TB

Windows 10 64-bit

Item	Weighted Suite	Result	Remark
1	PCMark Scores	PASS	3295
2	Essentials	PASS	6911
3	Productivity	PASS	5155
4	Digital Content Creation	PASS	2726

Test Environment
Intel® Xeon® W-11865MLE 1.50GHz Kingston DDR4 3200 32GB (Micron OSE77 D9ZFY) TOSHIBA DT01ACA200 2 TB

Windows 10 64-bit

Item	Weighted Suite	Result	Remark
1	PCMark Scores	PASS	3341
2	Essentials	PASS	7249
3	Productivity	PASS	5116
4	Digital Content Creation	PASS	2732

Test Environment
Intel® Xeon® W-11865MLE 1.50GHz innodisk DDR4 3200 32GB (SEC 016 K4AAG08 5WABCWE) TOSHIBA DT01ACA200 2 TB

Windows 10 64-bit

Item	Weighted Suite	Result	Remark
1	PCMark Scores	PASS	3242
2	Essentials	PASS	6864
3	Productivity	PASS	5032
4	Digital Content Creation	PASS	2678

Test Environment
Intel® Xeon® W-1155MLE 1.90GHz Kingston DDR4 3200 32GB (Micron OSE77 D9ZFY) innodisk DDR4 3200 32GB (SEC 016 K4AAG08 5WABCWE) TOSHIBA DT01ACA200 2 TB

Windows 10 64-bit

Item	Weighted Suite	Result	Remark
1	PCMark Scores	PASS	3165
2	Essentials	PASS	6644
3	Productivity	PASS	5170
4	Digital Content Creation	PASS	2507

Test Environment
Intel® Xeon® W-1155MLE 1.90GHz Kingston DDR4 3200 32GB (Micron OSE77 D9ZFY) TOSHIBA DT01ACA200 2 TB

Windows 10 64-bit

Item	Weighted Suite	Result	Remark
1	PCMark Scores	PASS	3164
2	Essentials	PASS	6646
3	Productivity	PASS	5456
4	Digital Content Creation	PASS	2510

Test Environment
Intel® Xeon® W-1155MLE 1.90GHz innodisk DDR4 3200 32GB (SEC 016 K4AAG08 5WABCWE) TOSHIBA DT01ACA200 2 TB

Windows 10 64-bit

Item	Weighted Suite	Result	Remark
1	PCMark Scores	PASS	3185
2	Essentials	PASS	6933
3	Productivity	PASS	5102
4	Digital Content Creation	PASS	2480

Test Environment
Intel® Xeon® W-1115MLE 1.80GHz Kingston DDR4 3200 32GB (Micron OSE77 D9ZFY) innodisk DDR4 3200 32GB (SEC 016 K4AAG08 5WABCWE) TOSHIBA DT01ACA200 2 TB

Windows 10 64-bit

Item	Weighted Suite	Result	Remark
1	PCMark Scores	PASS	2107
2	Essentials	PASS	4427
3	Productivity	PASS	3700
4	Digital Content Creation	PASS	1553

Test Environment
Intel® Xeon® W-11155MLE 1.80GHz Kingston DDR4 3200 32GB (Micron OSE77 D9ZFY) TOSHIBA DT01ACA200 2 TB

Windows 10 64-bit

Item	Weighted Suite	Result	Remark
1	PCMark Scores	PASS	2400
2	Essentials	PASS	5630
3	Productivity	PASS	4097
4	Digital Content Creation	PASS	1628

Test Environment
Intel® Xeon® W-11155MLE 1.80GHz innodisk DDR4 3200 32GB (SEC 016 K4AAG08 5WABCWE) TOSHIBA DT01ACA200 2 TB

Windows 10 64-bit

Item	Weighted Suite	Result	Remark
1	PCMark Scores	PASS	2404
2	Essentials	PASS	5552
3	Productivity	PASS	4188
4	Digital Content Creation	PASS	1623

Test Environment
Intel® Xeon® W-11865MRE 2.60GHz Kingston DDR4 3200 32GB (Micron OSE77 D9ZFY) innodisk DDR4 3200 32GB (SEC 016 K4AAG08 5WABCWE) TOSHIBA DT01ACA200 2 TB

Windows 10 64-bit

Item	Weighted Suite	Result	Remark
1	PCMark Scores	PASS	3210
2	Essentials	PASS	6929
3	Productivity	PASS	4821
4	Digital Content Creation	PASS	2687

Test Environment
Intel® Xeon® W-11865MRE 2.60GHz innodisk DDR4 3200 32GB (SEC 016 K4AAG08 5WABCWE) TOSHIBA DT01ACA200 2 TB

Windows 10 64-bit

Item	Weighted Suite	Result	Remark
1	PCMark Scores	PASS	3273
2	Essentials	PASS	6779
3	Productivity	PASS	5122
4	Digital Content Creation	PASS	2741

Test Environment
Intel® Xeon® W-11865MRE 2.60GHz Kingston DDR4 3200 32GB (Micron OSE77 D9ZFY) TOSHIBA DT01ACA200 2 TB

Windows 10 64-bit

Item	Weighted Suite	Result	Remark
1	PCMark Scores	PASS	3427
2	Essentials	PASS	7068
3	Productivity	PASS	5495
4	Digital Content Creation	PASS	2813

5.5 CINEBENCH 11.5

Windows 10 64-bit

Item	Weighted Suite	Test Environment	Result	Remark
1	OpenGL	Intel® Core™ i7-11850HE 2.60GHz Kingston DDR4 2133 16GB	PASS	22.27 fps
2	CPU	(Micro 7JH45 D9VHP) TOSHIBA DT01ACA200 2 TB	PASS	2056 cb

Windows 10 64-bit

Item	Weighted Suite	Test Environment	Result	Remark
1	OpenGL	Intel® Core™ i7-11850HE 2.60GHz Kingston DDR4 3200 32GB (Micron OSE77 D9ZFY)	PASS	22.33 fps
2	CPU	innodisk DDR4 3200 32GB (SEC 016 K4AAG08 5WABCWE) TOSHIBA DT01ACA200 2 TB	PASS	2009 cb

Windows 10 64-bit

Item	Weighted Suite	Test Environment	Result	Remark
1	OpenGL	Intel® Core™ i7-11850HE 2.60GHz Kingston DDR4 3200 32GB (Micron OSE77 D9ZFY)	PASS	22.37 fps
2	CPU	TOSHIBA DT01ACA200 2 TB	PASS	2013 cb

Windows 10 64-bit

Item	Weighted Suite	Test Environment	Result	Remark
1	OpenGL	Intel® Core™ i7-11850HE 2.60GHz Kingston DDR4 3200 32GB (Micron OSE77 D9ZFY)	PASS	21.63 fps
2	CPU	Kingston DDR4 2133 16GB (Micro 7JH45 D9VHP) TOSHIBA DT01ACA200 2 TB	PASS	2036 cb

Windows 10 64-bit

Item	Weighted Suite	Test Environment	Result	Remark
1	OpenGL	Intel® Core™ i7-11850HE 2.60GHz innodisk DDR4 3200 32GB (SEC 016 K4AAG08 5WABCWE)	PASS	21.31 fps
2	CPU	Kingston DDR4 2133 16GB (Micro 7JH45 D9VHP) TOSHIBA DT01ACA200 2 TB	PASS	1974 cb

Windows 10 64-bit

Item	Weighted Suite	Test Environment	Result	Remark
1	OpenGL	Intel® Core™ i5-11500HE 2.60GHz Kingston DDR4 2133 16GB	PASS	21.53 fps
2	CPU	(Micro 7JH45 D9VHP) TOSHIBA DT01ACA200 2 TB	PASS	1356 cb

Windows 10 64-bit

Item	Weighted Suite	Test Environment	Result	Remark
1	OpenGL	Intel® Core™ i5-11500HE 2.60GHz innodisk DDR4 3200 32GB	PASS	21.61 fps
2	CPU	(SEC 016 K4AAG08 5WABCWE) TOSHIBA DT01ACA200 2 TB	PASS	2029 cb

Windows 10 64-bit

Item	Weighted Suite	Test Environment	Result	Remark
1	OpenGL	Intel® Core™ i5-11500HE 2.60GHz innodisk DDR4 3200 32GB (SEC 016 K4AAG08 5WABCWE)	PASS	22.22 fps
2	CPU	Kingston DDR4 2133 16GB (Micro 7JH45 D9VHP) TOSHIBA DT01ACA200 2 TB	PASS	1342 cb

Windows 10 64-bit

Item	Weighted Suite	Test Environment	Result	Remark
1	OpenGL	Intel® Core™ i5-11500HE 2.60GHz Kingston DDR4 3200 32GB (Micron OSE77 D9ZFY)	PASS	22.22 fps
2	CPU	innodisk DDR4 3200 32GB (SEC 016 K4AAG08 5WABCWE) TOSHIBA DT01ACA200 2 TB	PASS	1342 cb

Windows 10 64-bit

Item	Weighted Suite	Test Environment	Result	Remark
1	OpenGL	Intel® Core™ i5-11500HE 2.60GHz Kingston DDR4 3200 32GB (Micron OSE77 D9ZFY)	PASS	22.30 fps
2	CPU	Kingston DDR4 2133 16GB (Micro 7JH45 D9VHP) TOSHIBA DT01ACA200 2 TB	PASS	1297 cb

Windows 10 64-bit

Item	Weighted Suite	Test Environment	Result	Remark
1	OpenGL	Intel® Core™ i5-11500HE 2.60GHz innodisk DDR4 3200 32GB (SEC 016 K4AAG08 5WABCWE)	PASS	22.25 fps
2	CPU	Kingston DDR4 2133 16GB (Micro 7JH45 D9VHP) TOSHIBA DT01ACA200 2 TB	PASS	1304 cb

Windows 10 64-bit

Item	Weighted Suite	Test Environment	Result	Remark
1	OpenGL	Intel® Core™ i5-11500HE 2.60GHz	PASS	22.32 fps
2	CPU	Kingston DDR4 3200 32GB (Micron OSE77 D9ZFY) TOSHIBA DT01ACA200 2 TB	PASS	1324 cb

Windows 10 64-bit

Item	Weighted Suite	Test Environment	Result	Remark
1	OpenGL	Intel® Core™ i5-11500HE 2.60GHz	PASS	22.26 fps
2	CPU	innodisk DDR4 3200 32GB (SEC 016 K4AAG08 5WABCWE) TOSHIBA DT01ACA200 2 TB	PASS	1307 cb

Windows 10 64-bit

Item	Weighted Suite	Test Environment	Result	Remark
1	OpenGL	Intel® Xeon® W-11555MRE 2.60GHz	PASS	22.45 fps
2	CPU	Kingston DDR4 3200 32GB (Micron OSE77 D9ZFY) innodisk DDR4 3200 32GB (SEC 016 K4AAG08 5WABCWE) TOSHIBA DT01ACA200 2 TB	PASS	1207 cb

Windows 10 64-bit

Item	Weighted Suite	Test Environment	Result	Remark
1	OpenGL	Intel® Xeon® W-1155MRE 2.60GHz Kingston DDR4 3200 32GB	PASS	22.47 fps
2	CPU	(Micron OSE77 D9ZFY) TOSHIBA DT01ACA200 2 TB	PASS	1419 cb

Windows 10 64-bit

Item	Weighted Suite	Test Environment	Result	Remark
1	OpenGL	Intel® Xeon® W-1155MRE 2.60GHz innodisk DDR4 3200 32GB	PASS	22.43 fps
2	CPU	(SEC 016 K4AAG08 5WABCWE) TOSHIBA DT01ACA200 2 TB	PASS	1431 cb

Windows 10 64-bit

Item	Weighted Suite	Test Environment	Result	Remark
1	OpenGL	Intel® Xeon® W-11155MRE 2.40GHz Kingston DDR4 3200 32GB	PASS	12.67 fps
2	CPU	(Micron OSE77 D9ZFY) innodisk DDR4 3200 32GB (SEC 016 K4AAG08 5WABCWE) TOSHIBA DT01ACA200 2 TB	PASS	871 cb

Windows 10 64-bit

Item	Weighted Suite	Test Environment	Result	Remark
1	OpenGL	Intel® Xeon® W-11155MRE 2.40GHz Kingston DDR4 3200 32GB	PASS	12.66 fps
2	CPU	(Micron OSE77 D9ZFY) TOSHIBA DT01ACA200 2 TB	PASS	876 cb

Windows 10 64-bit

Item	Weighted Suite	Test Environment	Result	Remark
1	OpenGL	Intel® Xeon® W-11155MRE 2.40GHz innodisk DDR4 3200 32GB	PASS	12.58 fps
2	CPU	(SEC 016 K4AAG08 5WABCWE) TOSHIBA DT01ACA200 2 TB	PASS	858 cb

Windows 10 64-bit

Item	Weighted Suite	Test Environment	Result	Remark
1	OpenGL	Intel® Xeon® W-11865MLE 1.50GHz Kingston DDR4 3200 32GB	PASS	22.17 fps
2	CPU	(Micron OSE77 D9ZFY) innodisk DDR4 3200 32GB (SEC 016 K4AAG08 5WABCWE) TOSHIBA DT01ACA200 2 TB	PASS	1601 cb

Windows 10 64-bit

Item	Weighted Suite	Test Environment	Result	Remark
1	OpenGL	Intel® Xeon® W-11865MLE 1.50GHz Kingston DDR4 3200 32GB	PASS	22.34 fps
2	CPU	(Micron OSE77 D9ZFY) TOSHIBA DT01ACA200 2 TB	PASS	1475 cb

Windows 10 64-bit

Item	Weighted Suite	Test Environment	Result	Remark
1	OpenGL	Intel® Xeon® W-11865MLE 1.50GHz innodisk DDR4 3200 32GB	PASS	22.11 fps
2	CPU	(SEC 016 K4AAG08 5WABCWE) TOSHIBA DT01ACA200 2 TB	PASS	1599 cb

Windows 10 64-bit

Item	Weighted Suite	Test Environment	Result	Remark
1	OpenGL	Intel® Xeon® W-11555MLE 1.90GHz Kingston DDR4 3200 32GB	PASS	22.12 fps
2	CPU	(Micron OSE77 D9ZFY) innodisk DDR4 3200 32GB (SEC 016 K4AAG08 5WABCWE) TOSHIBA DT01ACA200 2 TB	PASS	904 Cb

Windows 10 64-bit

Item	Weighted Suite	Test Environment	Result	Remark
1	OpenGL	Intel® Xeon® W-1155MLE 1.90GHz Kingston DDR4 3200 32GB	PASS	22.13 fps
2	CPU	(Micron OSE77 D9ZFY) TOSHIBA DT01ACA200 2 TB	PASS	970 cb

Windows 10 64-bit

Item	Weighted Suite	Test Environment	Result	Remark
1	OpenGL	Intel® Xeon® W-1155MLE 1.90GHz innodisk DDR4 3200 32GB	PASS	22.08 fps
2	CPU	(SEC 016 K4AAG08 5WABCWE) TOSHIBA DT01ACA200 2 TB	PASS	978 cb

Windows 10 64-bit

Item	Weighted Suite	Test Environment	Result	Remark
1	OpenGL	Intel® Xeon® W-11155MLE 1.80GHz Kingston DDR4 3200 32GB	PASS	12.49 fps
2	CPU	(Micron OSE77 D9ZFY) innodisk DDR4 3200 32GB (SEC 016 K4AAG08 5WABCWE) TOSHIBA DT01ACA200 2 TB	PASS	693 cb

Windows 10 64-bit

Item	Weighted Suite	Test Environment	Result	Remark
1	OpenGL	Intel® Xeon® W-11155MLE 1.80GHz Kingston DDR4 3200 32GB	PASS	12.35 fps
2	CPU	(Micron OSE77 D9ZFY) TOSHIBA DT01ACA200 2 TB	PASS	699 cb

Windows 10 64-bit

Item	Weighted Suite	Test Environment	Result	Remark
1	OpenGL	Intel® Xeon® W-11155MLE 1.80GHz innodisk DDR4 3200 32GB	PASS	12.49 fps
2	CPU	(SEC 016 K4AAG08 5WABCWE) TOSHIBA DT01ACA200 2 TB	PASS	689 cb

Windows 10 64-bit

Item	Weighted Suite	Test Environment	Result	Remark
1	OpenGL	Intel® Xeon® W-11865MRE 2.60GHz Kingston DDR4 3200 32GB	PASS	22.48 fps
2	CPU	(Micron OSE77 D9ZFY) innodisk DDR4 3200 32GB (SEC 016 K4AAG08 5WABCWE) TOSHIBA DT01ACA200 2 TB	PASS	2106 cb

Windows 10 64-bit

Item	Weighted Suite	Test Environment	Result	Remark
1	OpenGL	Intel® Xeon® W-11865MRE 2.60GHz innodisk DDR4 3200 32GB	PASS	22.48 fps
2	CPU	(SEC 016 K4AAG08 5WABCWE) TOSHIBA DT01ACA200 2 TB	PASS	2116 cb

Windows 10 64-bit

Item	Weighted Suite	Test Environment	Result	Remark
1	OpenGL	Intel® Xeon® W-11865MRE 2.60GHz Kingston DDR4 3200 32GB	PASS	22.63 fps
2	CPU	(Micron OSE77 D9ZFY) TOSHIBA DT01ACA200 2 TB	PASS	2136 cb

5.6 Storage Performance

5.6.1 HDD

Test environment:

OS Windows 10 64bit

Program: HD Tune

HDD Model	Interface	Capacity	Average	Burst Rate	Access Time
TOSHIBA DT01ACA200	HDD	2 TB	151.9 MB/sec	249.9 MB/sec	12.9 ms
Western Digital WD20EFRX-68AX9N0	HDD	2 TB	114.3 MB/sec	280.9 MB/sec	17 ms
Western Digital WD10EALX-009BA0	HDD	1 TB	107.7 MB/sec	203.8 MB/sec	14.9 ms
Seagate ST31000528AS	HDD	1 TB	96.8 MB/sec	153.8 MB/sec	19.7 ms
Western Digital WD3200AAJS-00YZC0	HDD	320 GB	87.7 MB/sec	139.4 MB/sec	15.8 ms
Western Digital WD3200AAKS-00B3A0	HDD	320 GB	94.2 MB/sec	134.4 MB/sec	15.8 ms
Western Digital WD2500AAKS-00F0A0	HDD	250 GB	94.2 MB/sec	140.8 MB/sec	11.7 ms
Western Digital WD800BEVS-00RST0	HDD	80 GB	34.7 MB/sec	85.4 MB/sec	17.4 ms
Kingston DT Hyper X 3.0	USB 3.0	64 GB	41.3 MB/sec	27.3 MB/sec	1 ms
SMI USB	USB 2.0	8 GB	12.3 MB/sec	13 MB/sec	0.9 ms
Kingston SUV500MS	mSATA	120 GB	291.2 MB/sec	124.6 MB/sec	0.1 ms
acpi MSS4F-M	mSATA SSD	64 GB	376.8 MB/sec	93.9 MB/sec	0.1 ms

HDD Model	Interface	Capacity	Average	Burst Rate	Access Time
acpi M2PDD-8L	M.2 2280 SSD	1 TB	1800.2 MB/sec	307.6 MB/sec	0 ms
acpi M2SCQ-8L	M.2 2280 SSD	128 GB	358.9 MB/sec	185.4 MB/sec	0.1 ms
SEAGATE ZP500GM30002	M.2 2280 SSD	500 GB	2523.1 MB/sec	238.6 MB/sec	0 ms

5.6.2 DVD-ROM

Test environment:

OS Windows 10 64bit

Program (NERO)

DVD-ROM Model	Interface	Average Speed	Full Read	Burst Rate	DVD
PIONEER DVD DDVR-S19LBK	SATA	10.29 x	174 ms	56 MB/s	1 – 16 x
ASUS DRW-24D1ST	SATA	10.18 x	184 ms	47 MB/s	1 - 16 x
ASUS DRW-1814BLT	SATA	7.61 x	151 ms	52 MB/s	1 - 16 x
LG GH20NS15	SATA	10.27 x	148 ms	57 MB/s	1 - 16 x
LITE-ON iHES312	SATA	10.11 x	134 ms	54 MB/s	1 - 16 x
LITEON DVD eTAU108	USB	5.17 x	167 ms	26 MB/s	1 – 16 x
ZyNET DVD+RW GT32N	USB	5.11 x	186 ms	26 MB/s	1 - 16 x